



MARIN COUNTY HAZARDOUS AND SOLID WASTE MANAGEMENT JOINT POWERS AUTHORITY

Belvedere Cortez Madera County of Marin Fairfax Larkspur
Mill Valley Novato Ross San Anselmo San Rafael Sausalito Tiburon

MEETING AGENDA

DATE Thursday June 18, 2026

TIME 1:30 pm – 2:30 pm

PHYSICAL LOCATION

1400 Fifth Ave, 3RD Floor, Large Conference Room, San Rafael, CA 94901

VIRTUAL LOCATION

<https://zoom.us/j/95862063021?pwd=bNao2kRMGotDSlaK8b1J4fWAxvwabi.1>

Meeting ID: 958 6206 3021; Passcode: 115793

One Tap Mobile +16699006833,,95862063021#,,,,*115793# US (San Jose)

Some portions of this meeting will be conducted via Zoom, as outlined in the Public Remote Participation Instructions, in accordance with the Government Code Section 54953(b). Each location is accessible to the public, and members of the public may address the Board from any teleconference location.

CALL TO ORDER

1. Roll Call - 1 Minute.

City of Belvedere	City of Mill Valley	City of Sausalito
City of Larkspur	City of San Rafael	Town of Fairfax
Town of San Anselmo	County of Marin	Town of Ross
Town of Corte Madera	City of Novato	Town of Tiburon

2. Public Participation Instructions (Information Only)
3. Open Time for Public Comment (Information Only)

CONSENT CALENDAR

All matters listed under the Consent Calendar will be enacted by one motion unless a member of the Board, staff, or public requests removal of an item for separate discussion.

4. Approve the JPA Board Meeting Minutes from June 2, 2026
5. Receive and File the Quarter 3 Work Plan (January 1–March 30)
6. Accept Report on Delegated Contracts for FY 2026–2027 executed during May/June 2026 or the last quarter.
7. Receive and File the Interest Income Reports for Fiscal Year 2026, Quarters 1–3.

REGULAR AGENDA

8. Receive Executive Director Update
9. Adopt a Resolution Delegating Authority to the Executive Director to Enter into Contracts for Goods and Services up to \$100,000 consistent with the approved JPA budget.
10. Authorize the Executive Director to work with the County to add one Full-Time Equivalent (Program Coordinator) funded by the JPA budget approved June 2, 2026.



MARIN COUNTY HAZARDOUS AND SOLID WASTE MANAGEMENT JOINT POWERS AUTHORITY

Belvedere Corte Madera County of Marin Fairfax Larkspur
Mill Valley Novato Ross San Anselmo San Rafael Sausalito Tiburon

11. Receive Zero Waste Marin SB 1383 Process for Inspection Update
12. Receive Code Enforcement Presentation from the City of San Rafael
13. Approve the Meeting Calendar for July–December 2026
14. Suggested Agenda Items
15. Adjournment.

Agendas & Staff Reports also available at <https://zerowastemarin.org/>

PUBLIC REMOTE PARTICIPATION INSTRUCTIONS – ITEM 2

DATE June 18, 2026

TIME 1:30 pm – 2:30 pm

LOCATION Zoom Online

During the Meeting, select the Raise Hand icon during the public comment time, and you will be added to the queue and unmuted when it is your turn. If you are “Calling In,” press *9 during the public comment time, and you will be added to the queue and unmuted when it is your turn. (Press *67 before dialing if you want to hide your phone number).

Agendas & Staff Reports also available at <https://zerowastemarin.org/>



For disability accommodations please phone **(415) 473-4381** (Voice), CA Relay 711, or e-mail Zero.Waste@MarinCounty.gov at least five business days in advance of the event.

The County will do its best to fulfill requests received with less than five business days' notice. Copies of documents are available in alternative formats, upon request. ^{3 of 97}



**MARIN COUNTY HAZARDOUS AND SOLID WASTE
MANAGEMENT JOINT POWERS AUTHORITY**
Belvedere Corte Madera County of Marin Fairfax Larkspur
Mill Valley Novato Ross San Anselmo San Rafael Sausalito Tiburon

OPEN TIME FOR PUBLIC COMMENT – ITEM 3

TO JPA Board of Directors
FROM Kimberly Scheibly, Executive Director
SUBJECT Open Time for Public Comment
DATE June 18, 2026

The public is welcome to address the Board of Directors on matters not on the agenda within its jurisdiction. Please be advised that pursuant to Government Code Section 54954.2, the Board is not permitted to discuss or act on any matter not on the agenda unless it determines that an emergency exists or that there is a need to take immediate action which arose following the posting of the agenda.

RECOMMENDATION

Receive public comments. Information Only.

BOARD OF DIRECTORS MEETING MINUTES – ITEM 4

DATE Tuesday, June 2, 2026

TIME 10:00 A.M. – 11:00 A.M.

LOCATION 1600 Los Gamos Drive, San Rafael, CA 94903

Call to Order Meeting

Special session was called to order at 9:57 a.m.

1. Roll Call

Roll Call was taken for participation during the meeting. The following members were present.

BOARD MEMBERS PRESENT IN PERSON

Town of Corte Madera: Adam Wolff

Town of Corte Madera: Phoebe Goulden (Alt)

County of Marin: Talia Smith (Alt.)

Town of Fairfax: Heather Abrams

Town of Fairfax: Bridget Wipfer

City of Larkspur: Shannon O'Hare

City of Mill Valley: Todd Cusimano (Chair)

City of Novato: Bill Rose

City of Novato: Gretchen Schubeck (Alt.)

Town of Ross: Christa Johnson

Town of San Anselmo: David Donery

Town of San Anselmo: Bridget Wipfer

City of San Rafael: Cory Bytof (Alt.)

City of Sausalito: Alexandra Anderson (Alt.)

Town of Tiburon: Greg Chanis

MEMBERS PRESENT ONLINE

Town of Ross: Christa Johnson

STAFF PRESENT

Kimberly Scheibly (Executive Director)

Amy Kolnes (Staff)

Casey Fritz (Staff)

Meilin Tsao (Staff)

Amanda Diddams (Climate Fellow)

Ellie Vendegna (Staff)

Justin Newsome (Admin)



MARIN COUNTY HAZARDOUS AND SOLID WASTE MANAGEMENT JOINT POWERS AUTHORITY

Belvedere Cortes Madera County of Marin Fairfax Larkspur
Mill Valley Novato Ross San Anselmo San Rafael

2. Remote Public Participation Instructions

Information Only

3. Open Time for Public Comment (Items not on the agenda)

No public comments.

Consent Calendar

4. JPA Board Meeting Minutes from February 26, 2026

5. Executive Committee Meeting Minutes from April 23,2026

Motion to approve the JPA Board Meeting Minutes from February 26, 2026 and Executive Committee Meeting Minutes from April 23,2026.

First Town of Tiburon: Greg Chanis

Second Town of Cortes Madera: Adam Wolff

Vote Count

City of Belvedere: Absent

Town of Cortes Madera: Aye

County of Marin: Aye

Town of Fairfax: Absent

City of Larkspur: Aye

City of Mill Valley: Aye

City of Novato: Aye

Town of Ross: Aye

Town of San Anselmo: Absent

City of San Rafael: Aye

City of Sausalito: Aye

Town of Tiburon: Aye

Ayes: 9 Noes: 0 Absent: 3 Abstain: 0

Motion passed.

6. Receive Executive Director Update

Executive Director Kimberly Scheibly provided a reminder to submit Form 700. CalRecycle has yet to provide an update on the draft findings report date. Commercial accounts in March and April saw 213 warning notices for the lack of required organic waste collection services or valid waivers. ZWM staff is coordinating with haulers as efforts are underway for contamination reduction measures. This year, 18 edible food generators and 21 commercial generators have been inspected. The event guide has been completed for English; the finalization of the Spanish version is underway. Race to Zero Waste is in contract with ZWM to provide physical event waste management. ZWM staff is working on regional planning efforts related to SB 54 that will be presented to the JPA Board.

Construction and Demolition (C&D) outreach is extending to include homeowner education via social media and workshops. The annual Electronic Annual Report (EAR) preparation is underway to provide by CalRecycle's August 3rd due date. R3's assessment found issues with the current structures reliance on the County's systems and oversights. The subcommittee met with Derek Johnson, County Executive and the Talia Smith Assistant County Executive to discuss the JPA and the assessment findings and will continue meeting to focus on key areas. Zero Waste Marin retained independent legal counsel through Ethan Walsh of Best, Best & Krieger LLP and will continue to use County Counsel as primary counsel for JPA.

Information Only

Board Comments

The Board had brief commentary on the structure of counsel and optimism moving forward.

Public Comments

No public comments.

7. Receive and File Fiscal Year 2024-2025 Audit and Approve Budget Adjustments

Executive Director Scheibly reported that the FY 2024-25 independent audit has been completed by Sorren (formerly Presenti and Brinker). Zero Waste Marin remains in a stable financial position with a total net position of approximately \$3.4 million as of June 30, 2025. Net position decreased by about \$282,000 from the prior year. Revenue reductions were primarily attributable to the absence of one-time revenues recognized in the prior fiscal year and lower solid waste management fee revenue collected. The auditors identified several internal control deficiencies related to financial reporting and year-end accounting procedures, no did identifiable fraud, misappropriation, or misuse of public funds was found.

Board Comments

The Board discussed their comfortability with language and look ahead at creating a resolution with audit findings.

Public Comments

No public comments.

Motion to approve staff's is recommendation that the Board receive and file the audited financial statements and auditor's report, accept the management response to the internal control findings, and authorize the Executive Director to work with Marin County DPW Accounting to complete the audit-related accounting adjustments identified during the audit process.



MARIN COUNTY HAZARDOUS AND SOLID WASTE MANAGEMENT JOINT POWERS AUTHORITY

Belvedere Corte Madera County of Marin Fairfax Larkspur
Mill Valley Novato Ross San Anselmo San Rafael

First City of San Rafael: Cory Bytof (Alt.)
Second Town of Tiburon: Greg Chanis

Vote Count

City of Belvedere: Absent
Town of Corte Madera: Aye
County of Marin: Aye
Town of Fairfax: Aye
City of Larkspur: Aye
City of Mill Valley: Aye

City of Novato: Aye
Town of Ross: Aye
Town of San Anselmo: Aye
City of San Rafael: Aye
City of Sausalito: Aye
Town of Tiburon: Aye

Ayes: 11 Noes: 0 Absent: 1 Abstain: 0

Motion passed.

8. Approve Fiscal Year 2026-2027 Budget

Executive Director Scheibly highlighted the JPA operates mostly as a standalone department with the Executive Director has been designated as the sole approver of JPA financial transactions. The proposed budget was developed with input from the Budget Subcommittee, staff, updated year-end financial information, and recommendations from our financial consultants. The budget is balanced, it's approximately \$6.5 million in projected revenues and expenditures, this is approximately 2% lower than last year's adopted budget.

The JPA's primary revenue source is the Integrated Waste Management Assessment. Assessments are allocated among the five franchised haulers and three solid waste facilities based on the amount of material they send to landfill. The tonnage data used for this year's assessment calculations are based on calendar year 2025 disposal volumes (Redwood Landfill data unavailable). The JPA does not receive general fund contributions from member agencies, and assessments are not charged directly to the agencies themselves.

The three organized funds that make up the budget are: Regulatory, Administration, Compliance and Reporting Fund (RACR), Household Hazardous Waste Programs Fund (HHW), and Zero Waste Programs Fund. It was noted that the budget also reflects the expiration of several one-time grant programs, including CalRecycle SB 1383 Local Assistance funding. Disposal tonnage from franchised haulers has remained stable, increases in landfill disposal are primarily attributable to self-haulers.

Board Comments

The Board had questions regarding how fees play into the revenue outlook. Additional



MARIN COUNTY HAZARDOUS AND SOLID WASTE MANAGEMENT JOINT POWERS AUTHORITY

Belvedere Corte Madera County of Marin Fairfax Larkspur
Mill Valley Novato Ross San Anselmo San Rafael

clarity was requested for the fund balances, assessments, and reserve amounts.

Public Comments

No public comments.

Motion to approve the Board approve the proposed FY 2026-27 budget including the Integrated Waste Management Assessments outlined in attachment 1 and accept attachments 2-4 as supporting documentation. The proposed expenditures, operational structure, staffing allocations, and financial assumptions.

First City of Larkspur: Shannon O’Hare

Second City of Novato: Bill Rose

Vote Count

City of Belvedere: Absent
Town of Corte Madera: Aye
County of Marin: Aye
Town of Fairfax: Aye
City of Larkspur: Aye
City of Mill Valley: Aye

City of Novato: Aye
Town of Ross: Aye
Town of San Anselmo: Aye
City of San Rafael: Aye
City of Sausalito: Aye
Town of Tiburon: Aye

Ayes: 11 Noes: 0 Absent: 1 Abstain: 0

Motion passed.

9. Approve Contract and Signature Authority of Executive Director

Executive Director Scheibly In 2015, the Board established a \$50,000 signatory threshold for the Executive Director to help ensure efficient administration and uninterrupted operations. This authority allows staff to implement Board-approved programs and services in a timely manner while maintaining appropriate fiscal oversight. Staff is also recommending that the Executive Director be authorized to designate an Acting Executive Director from among senior Zero Waste Marin staff during planned or unplanned absences.

The Acting Executive Director would have the same signatory authority as the Executive Director, all contracts executed under this authority would continue to be subject to approved budget appropriations, existing procurement and fiscal controls, legal review as appropriate, and ongoing Board oversight and reporting. There is no additional fiscal impact associated with this action, as all contracts are already included in the approved FY 2026-27 budget.

These agreements support a wide range of countywide programs, including zero waste initiatives, household hazardous waste services, environmental health programs, recycling



MARIN COUNTY HAZARDOUS AND SOLID WASTE MANAGEMENT JOINT POWERS AUTHORITY

Belvedere Corte Madera County of Marin Fairfax Larkspur
Mill Valley Novato Ross San Anselmo San Rafael

and reuse efforts, and SB 1383 compliance activities. Several also support multilingual outreach, equitable access to services, and community-based environmental education.

Board Comments

The Board requested clarity on the process in which the Executive Director would be inform the Board of contracts under delegated authority and those requiring Board approval, and if there is a requirement or best practices for the Board to be informed. Any change in contractor or scope of work, the ED currently brings this back to the Board. Approved contracts with delegated authority could be added to the consent calendar retrospectively with summary of scope for Board visibility.

Public Comments

No public comments.

Motion (1) designate an acting Executive Director from Senior Zero Waste Marin staff who may exercise same signatory authority during the Executive Director’s absence.

Motion (2) Approve contract signatory authority of the Executive Director under \$50,000 for approved budget items.

First City of Larkspur: Shannon O’Hare

Second Town of Tiburon: Greg Chanis

Vote Count Motion (1)

City of Belvedere: Absent
Town of Corte Madera: Aye
County of Marin: Aye
Town of Fairfax: Aye
City of Larkspur: Aye
City of Mill Valley: Aye

City of Novato: Aye
Town of Ross: Aye
Town of San Anselmo: Aye
City of San Rafael: Aye
City of Sausalito: Aye
Town of Tiburon: Aye

Ayes: 11 Noes: 0 Absent: 1 Abstain: 0

Vote Count Motion (2)

City of Belvedere: Absent
Town of Corte Madera: Aye
County of Marin: Aye
Town of Fairfax: Aye
City of Larkspur: Aye
City of Mill Valley: Aye

City of Novato: Aye
Town of Ross: Aye
Town of San Anselmo: Aye
City of San Rafael: Aye
City of Sausalito: Aye
Town of Tiburon: Aye

Ayes: 11 Noes: 0 Absent: 1 Abstain: 0



MARIN COUNTY HAZARDOUS AND SOLID WASTE MANAGEMENT JOINT POWERS AUTHORITY

Belvedere Corte Madera County of Marin Fairfax Larkspur
Mill Valley Novato Ross San Anselmo San Rafael

Motions passed.

10. Approve Meeting Calendar for June-December 2026

Executive Director Scheibly identified the current meeting schedule, and time frame has resulted in scheduling conflicts, making it more difficult to consistently achieve a quorum.

Board Comments

The Board mulled over their respective thoughts on the updated calendar proposal.

Public Comments

No public comments.

Motion to approve staff’s recommendation of moving the monthly meetings from the current third Thursday of the month to either the third or fourth Tuesday of the month from 10:00 a.m. to 11:00 a.m. The dates and times will be confirmed at the June 18 meeting.

First City of San Rafael: Cory Bytof (Alt.)

Second Town of Tiburon: Greg Chanis

Note*** The meeting exceeded its allotted time, and Christa Johnson had to leave to attend an in-person meeting; therefore, Town of Ross is not included in vote.

Vote Count

City of Belvedere: Absent
Town of Corte Madera: Aye
County of Marin: Aye
Town of Fairfax: Aye
City of Larkspur: Aye
City of Mill Valley: Aye

City of Novato: Aye
Town of Ross: Absent
Town of San Anselmo: Aye
City of San Rafael: Aye
City of Sausalito: Aye
Town of Tiburon: Aye

Ayes: 9 Noes: 0 Absent: 2 Abstain: 0

Motion passed.

11. Receive Climate Fellow Update

Climate Fellow Amanda Diddams presented to the Board a review of the past 10 months which highlighted the major accomplishments. Site visits which totaled 75, to assess recycling, organic waste, and food recovery compliance. Template language for a comprehensive Event Waste Management Plan was created to be used across Marin County along with drafting an updated Zero Waste Event Guide. Social media and

community outreach were also contributions made in helping gain attention for attendance for the repair fairs and sustainability festivals.

June 30th will conclude the end of Climate Fellow Diddams fellowship.

Information Only

Board Comments

The Board shared appreciation for the efforts and work that has been accomplished.

Public Comments

No public comments.

12. Suggested Agenda Items

Chair Cusimano asked members of the board if there were any suggested agenda items for future meetings.

Information Only

Board Comments

Gretchen Schubeck requested an update on Recoverable Foodware.

Public Comments

No public comments.

13. Adjournment

Chair Cusimano adjourned the meeting at 11:13 a.m.



**MARIN COUNTY HAZARDOUS AND SOLID WASTE
MANAGEMENT JOINT POWERS AUTHORITY**

Belvedere Corte Madera County of Marin Fairfax Larkspur
Mill Valley Novato Ross San Anselmo San Rafael

Board Chair: Please confirm the vote on this item by reading the following items out
aloud after the vote.

Motion: _____ Second: _____

Ayes: _____

Noes: _____

Abstentions: _____

STAFF REPORT – ITEM 5

TO JPA Board of Directors
FROM Kimberly Scheibly, Executive Director
SUBJECT Quarter 3 (Q3) FY2025-2026 Workplan Report
DATE June 18, 2026

At the June 16, 2025, meeting, the Zero Waste Marin Board approved the FY 2025–26 Budget, which serves as the foundation for the annual work plan focused on waste diversion, education and outreach, and regional coordination. This report provides an update on work completed during the second quarter of the fiscal year, covering the period from January 1 through March 31, 2025, using the quarterly reporting format adopted to improve transparency and alignment with budgeted priorities.

The Q3 Work Plan Report (Attachment 1) summarizes progress across three core program areas: Operations and Regulatory Compliance, Household Hazardous Waste Programs, and Zero Waste Programs. During the second quarter, staff continued to advance regulatory compliance efforts, coordinate with jurisdictions and service providers, and implement education, outreach, and waste reduction initiatives.

This quarterly approach supports ongoing accountability, allows staff to respond to evolving state requirements, and provides the Board with timely information to guide program oversight and future planning.

RECOMMENDATION

Receive and File Work Plan Third Quarter Report

ATTACHMENT

1. Q3 FY2025-2026 Work Plan Report

ZWM FY2025/26 Work Plan

Zero Waste Marin FY 2025/26 Work Plan Summary

Purpose

This document aims to provide a high-level update on Zero Waste Marin’s program and organizational goals, with updates on relevant progress provided each quarter.

Contents

Zero Waste Marin FY 2025/26 Work Plan Summary	1
Purpose.....	1
Definition of Quarters.....	1
8021: Regulatory & Compliance.....	2
8022: Household Hazardous Waste	9
8023: Zero Waste Programs	13

Definition of Quarters

For the purposes of this report, the quarters referenced are:

- Quarter 1: July 1 – September 30
- Quarter 2: October 1 – December 31
- Quarter 3: January 1 – March 30
- Quarter 4: April 1 – June 30

ZWM FY2025/26 Work Plan

8021: Regulatory & Compliance

Total fund amount: \$2,262,584

Goals and quarterly progress:

1. **Increase the number of jurisdictions and haulers using SMART1383 reporting tools by 25 percent by June 30, 2026. Conduct at least four training sessions and release two new platform features that streamline data entry, reporting, and record management.**
 - a. Contract information:
 - i. SMART Compliance: \$125,000
 - b. Quarterly updates:
 - i. Quarter 1 update:
 1. Conducted a live training session for all jurisdictions and special districts, along with a separate session for all haulers. Made both recordings available for future reference.
 2. Provided a County of Marin specific training session to present an overview of SMART1383 functionality and features.
 - ii. Quarter 2 update:
 1. Developing SMART Electronic Annual Report features on the ZWM portal to streamline Electronic Annual Report program narratives and support centralized multijurisdictional reporting.
 2. Developed a new waiver form that creates brand consistency, aligns with the SMART platform, and streamlines processes associated with waiver generation.
 - iii. Quarter 3 update:
 1. Provided hauler training to discuss more streamlined approach to uploading data.
 2. Developed new waiver manual to support the waiver form and offer a systemized approach to manage waivers.
2. **Ensure the Zero Waste Marin and Household Hazardous Waste websites meet current ADA accessibility standards and are updated at least quarterly with accurate program information, outreach materials, and contact resources through FY 2025–26.**
 - a. Contract information:
 - i. Mobius: \$15,000
 - b. Quarterly updates:
 - i. Quarter 1 update
 1. Resolved persistent functionality issues with the website's contact form by coordinating troubleshooting efforts between the web developer and the County IST team.

ZWM FY2025/26 Work Plan

2. Regularly updated the Zero Waste Marin website with new content, referencing the Zero Waste Programs section for additional details on the various outreach efforts featured on the site.
 - ii. Quarter 2 update:
 1. Continued to update the content on HHW programs on the Zero Waste Marin website on an ongoing basis by adding new and revised content, improving the accuracy of program information, and expanding outreach materials and contact resource.
 - iii. Quarter 3 update:
 1. Websites are refreshed on an ongoing basis to incorporate new content, ensure information remains current, and improve overall usability.
 2. The ZWM homepage was redesigned to better reflect and align with feedback received through recent studies.
- 3. Finalize staff classification and compensation study for ZWM staff by March 2026 and implement any approved changes by the start of FY 2026–27.**
 - a. Contract information:
 - i. Regional Government Services: \$24,100
 - b. Quarterly updates:
 - i. Quarter 1 update: Classification draft completed and presented to Executive Director.
 - ii. Quarter 2 update: Compensation draft completed.
 - iii. Quarter 3 update: Presented Final Report to JPA Executive Committee, April 23, 2026. Plans to work on Reclassification of the Executive Director from Planning Manager to a classification that better aligns with duties and authority.
- 4. Maintain and update the Zero Waste Marin SB 1383 Implementation Record (IR) every 60 days to ensure full regulatory compliance, accurate documentation, and consistent participation from all Marin jurisdictions, haulers, and special districts by June 30, 2026.**
 - a. Quarterly updates:
 - i. Quarter 1 update:
 1. Provide training support to the County of Marin in maintaining and enhancing its SB 1383 Implementation Record, ensuring accuracy, completeness, and regulatory compliance.
 2. Collaborated with SMART1383 staff to verify that Implementation Record data was accurately integrated and properly populating within the newly implemented system.
 - ii. Quarter 2 update:

ZWM FY2025/26 Work Plan

1. Staff continued to upload and maintain SB 1383 compliance data in SMART1383, which automatically populates the Zero Waste Marin Implementation Record.
 2. Coordinated with haulers and the SMART platform team to review data accuracy and ensure information is reflected correctly in the system, given that SMART1383 serves as the primary data source for the Implementation Record.
 - iii. Quarter 3 update:
 1. Met with a hauler to discuss options for migrating IR materials from the OneDrive folder into SMART to improve data alignment and support greater centralization.
- 5. Submit the 2024 Electronic Annual Report (EAR) to CalRecycle by August 1, 2025, with verified data from all Marin jurisdictions and haulers. Collect and validate 2025 data, finalize reporting materials, and submit the 2025 EAR by August 1, 2026, while implementing at least one SMART1383 enhancement to improve reporting efficiency.**
 - a. Quarterly updates:
 - i. Quarter 1 update:
 1. Completed the EAR on time for August 1, 2025, deadline. This represented coordinating with all jurisdictions, haulers and other public agencies to enter over 1,000 data points.
 - ii. Quarter 2 update
 1. CalRecycle reviewed the Electronic Annual Report submitted on August 1, 2025, and confirmed on November 25, 2025, that no additional information was required, indicating the report met all reporting requirements.
 2. Development is underway to create additional SMART platform features that will support more streamlined reporting for upcoming reporting cycles.
 - iii. Quarter 3 update:
 1. Initiated review and evaluation of data obtained from SMART, including preliminary assessment of data quality and completeness to support CalRecycle Electronic Annual Report reporting requirements.
- 6. Complete the FY 2024–25 Annual Audit by March 1, 2026, including all required financial statements, schedules, and management responses. Achieve each milestone from contract development through final presentation to the JPA Board to ensure timely, accurate, and compliant audit completion.**
 - a. Quarterly updates:
 - i. Quarter 1 update:

ZWM FY2025/26 Work Plan

1. September 2025 – Collaborated with the auditor to revise the scope of work and incorporate updated language reflecting current project requirements.
 - ii. Quarter 2 update:
 1. Finalized the contract for the FY 2024–25 annual audit.
 2. Held a kickoff meeting with auditors, accounting staff, and Zero Waste Marin to coordinate roles, assign tasks, and establish two milestone dates for documentation submittal.
 3. Met both documentation milestone deadlines and remained on track to meet all Quarter 2 audit requirements.
 - iii. Quarter 3 update:
 1. While the March 1, 2026, target was not fully achieved, approximately 95 percent of the FY 2024–25 Annual Audit was completed by that deadline.
- 7. Enhance transparency and consistency in the solid waste waiver process throughout FY 2025–26 by maintaining and refining the standardized waiver approval and tracking system in SMART1383. Provide ongoing training and support to jurisdictional staff to ensure accurate documentation, timely reporting, and full regulatory compliance.**
- a. Quarterly updates:
 - i. Quarter 1 update:
 1. Developed and implemented a comprehensive process that designates Zero Waste Marin as the lead agency responsible for reviewing, approving, and denying waiver requests within the SMART1383 system, ensuring consistent application of standards and improved oversight across all jurisdictions.
 - ii. Quarter 2 update:
 1. Based on feedback received, refined processes associated with the waiver program and developed a new waiver form for field testing.
 2. Continued development of a more robust waiver manual with detailed work instructions to further define and support waiver related processes.
 3. Continued implementation of the centralized waiver review process within SMART1383, including active auditing of waiver requests and supporting documentation to ensure consistency, completeness, and regulatory compliance across jurisdictions. This included the process of beginning to review and validating legacy waiver records to confirm that existing details remain accurate and properly documented within the system.

ZWM FY2025/26 Work Plan

8. **By June 30, 2026, review, update, and maintain all Zero Waste Marin administrative process documentation, creating new materials as needed to improve efficiency and consistency. Update templates, procedures, and workflows to reflect current practices, and organize all finalized documents in a centralized, accessible repository.**
 - a. Quarterly updates:
 - i. Quarter 1 update:
 1. Updated and refined contract templates to incorporate revised language, align with current regulatory and operational standards, and tailor all content specifically to Zero Waste Marin's programs, branding, and administrative requirements.
 - ii. Quarter 2 update:
 1. Continued review and refinement of Zero Waste Marin administrative process documentation, including waiver processing, invoice processing, and onboarding manuals.
 2. Updated the Invoice Processing template to better reflect current practices and improve consistency and efficiency.
 - iii. Quarter 3 update:
 1. Continued progress on priority documents while advancing development of a centralized and accessible repository to support long term document management and future updates.
9. **Track relevant waste legislation, engage with comment periods and advocacy as appropriate, and keep stakeholders apprised of updates.**
 - a. Quarterly updates:
 - i. Quarter 1 update:
 1. Staff tracked or watched 28 bills in the 2025 CA Legislative Session. 5 bills passed and were signed by the Governor, the rest "died" in session or were vetoed by the Governor. ZWM signed onto 9 legislative coalition letters.
 - ii. Quarter 2 update:
 1. ZWM signed onto an SB 54 proposed regulations comment letter and submitted our own comment letter. We also signed onto a coalition letter regarding CARB's update to the proposed updates to the Landfill Methane Regulations. Five of the bills ZWM tracked or watched were signed into law, including the expansion of community and small-scale composting permitting and opportunities, two revisions to SB 1383, the allowance of livestock composting on farms, and an increase of CRV glass market development payments from CalRecycle.
 - iii. Quarter 3 update:

ZWM FY2025/26 Work Plan

1. The 2026 Legislative Session began on January 5, 2026, and authors had until February 20 to introduce new bills. Staff determined 33 bills are relevant to ZWM's work, 7 of which were carried forward from the 2025 legislative session. 11 of 33 tracked bills are related to household hazardous waste, the other 22 are related to solid waste, recycling, organics, and edible food recovery.

10. Organics Program Updates

a. Quarterly updates:

i. Quarter 1 update:

1. Staff submitted an adjusted target calculation request for ROWP based on the results of the FY25 WCS and received a ~50% reduction across all ZWM jurisdictions for procurement.

ii. Quarter 2 update:

1. Staff went into contract with SCS Engineers to conduct an Organics Capacity Study (\$58,000). Staff coordinated and hosted a giveaway of 350 bags of Organic Soil at McGinnis Park in San Rafael that were provided as part of our FY25 / CY25 contract with Agromin. The LTF received a presentation from County EHS regarding the expansion plan for the landfill and WM EarthCare in Novato which would increase the permitted capacity of compostable materials handling 200tons/day (~20%).

iii. Quarter 3 update:

1. Staff went into contract with direct service provider, Zero Foodprint for ~65% of calendar year 2026 procurement requirements. ZFP offered a less expensive option than Agromin at the starting point of the agreement. Staff also went into contract with West Marin Compost to establish a 50/50 cost-share program between ZWM and agricultural producers in West Marin. This contract is a change to previous agreements with WMC in which ZWM covered the full cost of eligible compost products for agricultural producers. This change was the most optimal solution for WMC, past and future program users who completed a ZWM-conducted survey, and ZWM. All compost procurement is being billed to the CalRecycle Local Assistance Grant.
2. SCS Engineers began data collection and analysis for the Organics Capacity Study including surveying all 12 jurisdictions

ZWM FY2025/26 Work Plan

in Marin, the 5 franchised haulers, and facilities within an 100-mile radius of Marin County.

11. Disposal Data Program Update:

- a. Quarterly updates:
 - i. Quarter 1 update:
 1. Staff met with all disposal data submitters (haulers, landfill, and transfer/processors) to create a new template for accurate and timely recording of disposal data metrics to ZWM for budgeting purposes. The first submission with the new template is due in December.
 - ii. Quarter 2 update:
 1. Staff received Q2 and Q3 data from disposal data submitters and began analyzing for the FY27 budget setting process.
 - iii. Quarter 3 update:
 1. Staff reviewed and updated the disposal data collection and assessment methodology to finalize the ZWM FY27 hauler and facility assessments.

ZWM FY2025/26 Work Plan

8022: Household Hazardous Waste

Total fund amount: \$ 2,938,997.00

Goals and quarterly progress:

1. Host an annual temporary collection event to provide recreational boaters in Marin County with a convenient and safe way to properly dispose of unused and damaged marine flares.

a. Contract information:

- i. Grant-funded amount of \$100,000.00.
- ii. Grant funds to be used within three years.
- iii. This is the second year using grant funds to host a marine flares event.
- iv. Clean Harbors was contracted for an amount of \$32,000.00 to collect, transport, and dispose of marine flares collected at the event.
- v. The California Product Stewardship Council was contracted for an amount of \$27,123.38 to manage the grant, submit state reports, print and mail flyers to boaters.

b. Quarterly updates:

i. Quarter 1 update:

1. The marine flares collection event was scheduled for Sunday, November 9, from 8 am to 12 pm at Clipper Yacht Harbor in Sausalito.
2. Worked with the California State Parks and the California Coastal Commission, and contractors, developing promotional material for the marine flares collection event.
3. Attended meetings with contractors, partners, and Bay Area jurisdictions to discuss vendor selection for the event, dates, permits, and expenses.

ii. Quarter 2 update:

1. Annual Marine flares collection event (11/9/2025) was a success! For FY 2025 – 2026 we had 78 participants drop off flares, Collected a total of 1678 Flares.

Fiscal Year	Participants	Damaged Flares		Regular Flares		Totals	
		Units	Buckets	Units	Buckets	Units	Buckets
2024-2025	73	20 Units	2 Buckets	1,582 Units	21 Buckets	1,602 Units	23 Buckets
2025-2026	78	54 Units	5 Buckets	1,624 Units	19 Buckets	1,678 Units	24 Buckets

ZWM FY2025/26 Work Plan

iii. Quarter 3 update: N/A

2. Maintain a safe and accessible Household Hazardous Waste (HHW) Facility for Marin County residents to properly dispose of HHW.

a. Contract information:

- i. Contract amount: \$1,843,262.00
- ii. Amounts spent in QR 1: \$448,546.34
- iii. Amounts spent in QR 2: \$171,008.72

b. Quarterly updates:

i. Quarter 1 update:

1. Residential: 7,794 participants
2. VSQG (businesses): 100 participants
3. Reuse: 4,717 lbs. of materials were allocated for reuse.
4. Approximate pounds collected: 302,000 lbs.
5. ZWM staff often work with the facility staff to track data and budget.

ii. Quarter 2 update:

1. Residential: 6,933 participants
2. VSQG (businesses): 98 participants
3. ZWM staff continues to work with the facility staff and new program manager to track data and budget.

iii. Quarter 3 update:

1. Residential: 8,099 participants
2. VSQG (businesses): 101 participants
3. Reuse: 3,426.80 of materials were allocated for reuse.

3. Develop and implement robust HHW educational materials for Marin's residents to ensure the public is well-informed, empowered, and actively participating effectively in all HHW programs.

a. Contract Information:

- i. Contract amount: \$500,000

b. Quarterly Updates:

i. Quarter 1 update: \$10,920.00

1. Recorded six radio spots in English and Spanish to promote the marine flares collection events during the Fall.
2. Filmed promotional material in Sausalito and the Bay Model to create videos to advertise the marine flare collection events.
3. Conducted radio interviews in Spanish to talk about the proper disposal of marine flares and the upcoming event.
4. Met with potential contractors to discuss the scope of work for battery bins, vape case study, and marketing guidelines.

ZWM FY2025/26 Work Plan

- ii. Quarter 2 update:
 - 1. Vape Pen Study Data Collection
 - a. Vape Pen Study Outline developed, focusing on the items we will learn from with our current vape pen waste collection structure.
 - i. Including:
 - 1. Problem Statement: Environment & Health Impacts
 - 2. Evaluation of Regulatory framework
 - 3. Gap and Challenges: Processing & Recycling Mechanisms.
 - 4. Fiscal Impact: Cost considerations & Economic Analysis.
 - 5. Alternative solutions
 - 6. Stakeholder Analysis
 - 2. Battery Collection Program survey sent to Fire Stations, Retailers, and agencies. Confirmed program interest participation.
 - a. Researched various vendors, identified vendors who ZWM JPA will purchase containers to enhance battery collection.
 - 3. Public Education Outreach:
 - a. Marine Flare flyer sent out to stakeholders to promote this collection event. Also shared on ZWM Instagram page.
 - b. Promotional videos for Marine Flares recorded, to be utilized as promotion for future Marin Collection events.
 - i. Guide for proper marine flare disposal
 - ii. Testimonials Marin Flare participants.
- iii. Quarter 3 Update:
 - 1. Host a toxic away temporary cost-effective HHW collection event serving Bolinas and West Marin Residents. Due to weather concerns event rescheduled to QR 3.
 - a. Contract information:
 - i. Clean Earth Contract \$60,000.
 - b. Quarterly updates:
 - i. Quarter 3 update:
 - 1. Hosted Bolinas Toxic Away on March 28, 2026.

ZWM FY2025/26 Work Plan

- a. Participation of about 48 participants. The total number of pounds collected will be reported in the next quarter, as the vendor has not yet submitted all the data.
 - b. Filmed the event and interviewed a few residents for the promotional video that we are working on to advertise the toxic collection events in West Marin.
 2. Met with contracted vendors to continue developing multilingual educational materials including: four radio spots, two promotional videos, and one media interview to increase public awareness and participation of HHW programs.
 - a. Contract Information:
 - i. Contract amount: \$500,000
 - b. Quarterly Updates:
 - i. Quarter 3 update:
 1. Marin Flare Videos in editing stage, final edits provided to vendor.
 2. Filmed promotional material during toxic away event in Bolinas, this will be used to promote Toxic Away day events to all West Marin Residents.
 3. Battery Collection Enhancement Project: Finalized total number of fire stations, organizations, agencies and retailers who were interested in hosting an updated battery collection container. Purchase order completed and purchased 31 Clean River Containers.
 - a. Contract Information: HHW Enhancement \$500,000.00
 - b. Quarter 3 update:
 - i. Surveyed existing Fire stations, organizations, agencies, and retailers to determine interest in hosting an updated battery collection container provided by Zero Waste Marin.
 - ii. Finalized battery collection public guidance and images, to be displayed on the containers and other promotional materials.

ZWM FY2025/26 Work Plan

- iii. Identified vendor who could produce battery collection boxes to be given to the public for proper disposal at the HHW facility.
- 4. Vape Pen Study:
 - a. Contract Information: HHW Enhancement \$500,000.00
 - b. Quarter 3 update:
 - i. Outlined the scope of the Vape Pen Study
 - ii. Identified subject matter experts who would support the writing of the Vape Pen Study.
 - iii. Presented during a couple of webinars, the work done with the Marin Office of Education and the Marin Permanent Household Hazardous Waste Facility regarding the safe disposal of vape pens.

8023: Zero Waste Programs

Total fund amount: \$1,397,025.00

Goals and quarterly progress:

1. Ensure all 44 public school sites enrolled in the Zero Waste Schools Program are compliant with SB 1383, and help at least 50% of schools achieve a certification in the Program.

- a. Contract information:
 - i. Strategic Energy Innovations (SEI): \$300,000
 - ii. North Bay Cleaning Company (dba Trash Bin Cleaners): \$85,000
- b. Quarterly updates:
 - i. Quarter 1 update:**
 - 1. Four new schools were enrolled into the Zero Waste Schools Program, including: Bolinas School, Stinson School, Lagunitas Elementary School, and Venetia Valley School.
 - 2. SEI staff spent 19 hours completing on-site education such as Green Team meetings, assemblies, classroom presentations and infrastructure assessments at 12 different school campuses.
 - 3. Each enrolled campus received a cleaning of all of their compost carts once per month, performed by North Bay Cleaning Company.
 - 4. ZWM staff fulfilled 7 infrastructure orders for the Schools Program, including purchase of stickers / signage, Slim Jims, and litter pickers for Green Teams.

ZWM FY2025/26 Work Plan

ii. Quarter 2 update:

1. SEI staff spent 18.5 hours completing on-site education such as Green Team meetings, assemblies, classroom presentations and infrastructure assessments at 11 different school campuses. ZWM continued to meet monthly with SEI to hear updates and respond to any issues.
2. Each enrolled campus received a cleaning of all of their compost carts once per month, performed by North Bay Cleaning Company.
3. ZWM staff fulfilled 26 infrastructure orders for the Schools Program, including purchase of stickers / signage, Slim Jims and infrastructure, and items for Green Team support.
4. ZWM staff also participated in on-site school education and support, including site walk-throughs, classroom visits, and meetings with administration.

iii. Quarter 3 update:

1. SEI staff spent 5 hours completing on-site education such as Green Team meetings, assemblies, classroom presentations and infrastructure assessments. ZWM continued to meet monthly with SEI to hear updates and respond to any issues.
2. Each enrolled campus received a cleaning of all of their compost carts once per month, performed by North Bay Cleaning Company.
3. ZWM staff fulfilled 4 infrastructure orders for the Schools Program, including purchase of stickers / signage, Slim Jims and infrastructure, and items for Green Team support.
4. ZWM staff also participated in on-site school education and support, including site walk-throughs, classroom visits, and meetings with administration.

2. Deliver accessible and relevant community programming to a variety of audiences across Marin County.

a. Contract information:

- i. Reuse Alliance: \$65,000
- ii. Resilient Neighborhoods: \$12,565
- iii. Cleaner California Coast: \$21,000

b. Quarterly updates:

i. Quarter 1 update:

1. Reuse Alliance hosted two Repair Fairs during this period:

ZWM FY2025/26 Work Plan

- a. San Anselmo Library on September 13, 2025 with 95 attendees, 49 items repaired, and 414 pounds of waste diverted, and
2. The Resilient Neighborhoods contract was in review during this period.
3. The Cleaner California Coast (CCC) group met regularly with Casey Fritz, the contract manager, to plan for upcoming community workshops.

ii. Quarter 2 update:

1. Reuse Alliance hosted two Repair Fairs during this period:
 - a. At the South Novato Library on October 4, 2025 with 75 attendees, 48 items repaired, and 340 pounds of waste diverted.
 - b. At Novato City Hall on December 14, 2025, with 80 attendees, 55 items repaired, and 734 pounds of waste diverted between fixing and a clothing/gift swap.
2. Resilient Neighborhoods (RN)
 - a. Since the beginning of the contract for the FY 25/26, Resilient Neighborhoods had completed the waste reduction section of their curriculum with four cohorts of participants. These workshops covered packaging reduction, food waste, composting, and sorting guidelines.
 - b. RN also reshared ZWM's newsletter templates and social media posts regularly during the contract period.
3. The Cleaner California Coast (CCC) group met regularly with Casey Fritz, the contract manager, to plan for upcoming community workshops.

iii. Quarter 3 update:

1. Reuse Alliance hosted three Repair Fairs during this period:
 - a. At the San Rafael Community Center on January 10, 2026, 125 attendees had 59 items repaired, and 350 pounds of clothes came through the clothing swap.
 - b. At the Sausalito City Hall Fair on January 31, 2026, 120 people had 63 items fixed, and 473 pounds of clothes came through the clothing swap.
 - c. At the San Geronimo Fair on March 14, 2026, 65 people had 37 items repaired, and 245 pounds of clothes came through the clothing swap.
2. Resilient Neighborhoods (RN)

ZWM FY2025/26 Work Plan

- a. Since the beginning of the contract for the FY 25/26, Resilient Neighborhoods had completed the waste reduction section of their curriculum with four cohorts of participants. These workshops covered packaging reduction, food waste, composting, and sorting guidelines.
 - b. RN also reshared ZWM's newsletter templates and social media posts regularly during the contract period.
 3. The Cleaner California Coast (CCC) group hosted a community workshop in Marin City in January as part of the contract.
- 3. Improve compliance with SB 1383 requirements by sending Warning Letters and Notices of Violation to all non-compliant generators and conducting inspections of 20% of identified edible food generators during 2025 and 2026.**
 - a. Contract information:
 - i. ExtraFood: \$52,500
 - ii. SF Marin Food Bank: \$52,500
 - b. Quarterly updates:
 - i. Quarter 1 update:**
 1. The contracts with ExtraFood and SF Marin Food Bank to provide edible food recovery services to Tier 1 and Tier 2 generators were both renewed.
 2. ZWM staff conducted 13 on-site inspections of edible food generators (out of a total of 139 generators, 9.35%) and logged the inspections and communications in SMART 1383.
 3. ZWM staff tracked all Notices of Violation sent (36 accounts in 5 jurisdictions) and provided updates to any jurisdictions that still had non-compliant accounts and will need to issue a citation.
 - ii. Quarter 2 update:**
 1. The contracts with ExtraFood and SF Marin Food Bank to provide edible food recovery services to Tier 1 and Tier 2 generators continued.
 2. ZWM staff conducted 21 on-site inspections of edible food generators (out of a total of 139 generators, 15.1%) and logged the inspections and communications in SMART 1383.
 3. During this period, ZWM staff also expanded the information covered during inspections; inspections prior to November had focused solely on edible food recovery requirements, whereas staff now cover all relevant SB 1383 requirements during inspections.

ZWM FY2025/26 Work Plan

4. ZWM staff worked with San Rafael and Novato, who both had generators with past-due Notices of Violation, to support them on issuing citations and/or moving forward with the enforcement process.

iii. Quarter 3 update:

1. The contracts with ExtraFood and SF Marin Food Bank to provide edible food recovery services to Tier 1 and Tier 2 generators continued.
2. ZWM staff conducted 14 on-site inspections of edible food generators (out of a total of 139 generators, 10%) and logged the inspections and communications in SMART 1383.
3. ZWM staff began conducting proactive technical assistance visits in dense commercial areas; the goal of these visits is to ensure businesses are aware of SB 1383, and offer technical assistance to comply. During this quarter, these visits included: San Anselmo (2 visits), Fairfax, the Bon Air Center, and Tam Valley.

iv. Quarter 4 update:

1. Staff mailed 213 Warning Letters to commercial accounts with no compost service and no waiver on file during the month of April.
2. Staff continued proactive technical assistance visits, and conducted 4 separate visits to cover downtown San Rafael as well as visits in Stinson Beach and Bolinas.

4. Create accessible, relevant educational materials about SB 1383 across various sectors.

a. Contract information:

- i. Erin Duckhorn Graphic Design (\$10,000)

b. Quarterly updates:

i. Quarter 1 update:

1. ZWM staff worked on updates to the Self-Haul Brochure, including aligning the material with ZWM branding guidelines and ensuring information was concise and easy to understand.
2. ZWM staff created a version of the SB1383 Business Compliance Checklist for multifamily Property Managers, and posted it to the website in English and Spanish.

ii. Quarter 2 update:

1. ZWM staff worked with Erin Duckhorn to create a brochure to educate residents and contractors on deconstruction, based on a recommendation from the Local Task Force subcommittee.

ZWM FY2025/26 Work Plan

2. ZWM staff also worked on the creation of posters for the City and Town building counters to promote knowledge of correct disposal of Construction & Demolition material recovery.

iii. Quarter 3 update:

1. In January, ZWM worked with marketing contractor Most Likely To and subcontractor ThinkTank Research to launch a community-wide survey on waste attitudes. These groups also organized an English-speaking focus group and Spanish-speaking focus group to assess knowledge of and attitudes towards waste disposal and Zero Waste Marin.
2. ZWM staff worked with Erin Duckhorn to create a County-wide residential postcard focused on composting.
3. ZWM staff worked with Erin Duckhorn on updating the Home Page of the ZWM website to more prominently feature our relevant programs and offerings in response to feedback from the focus groups conducted in January.

5. Assist all 12 jurisdictions in Marin with improving event greening practices in order to educate residents, vendors, and event organizers about waste diversion.

a. Contract information:

- i. Race to Zero Waste: \$40,000

b. Quarterly updates:

i. Quarter 1 update:

1. ZWM staff wrote and released an RFP for physical waste management for events in Marin. No responses were received, so a shortened RFI/Q was released. Race To Zero Waste was the only respondent; ZWM staff worked on a contract with them.
2. ZWM staff met with 11 out of 12 jurisdictions to learn about their event permitting process works, and what requirements exist around a waste management plan.
3. ZWM staff created additional educational resources, including a private event guide for small events on City/Town property such as birthday parties and new template ClearStream signage for events.

ii. Quarter 2 update:

1. The Race to Zero Waste (RTZW) contract for event greening support was executed. ZWM then introduced RTZW to all 12 jurisdictions to begin planning for event greening support at approximately one event per jurisdiction. The first event with

ZWM FY2025/26 Work Plan

RTZW happened during this period in December, at San Anselmo's Breakfast with Santa event.

2. ZWM staff finalized template permit language to summarize what is required by law for event organizers. Staff will continue to support jurisdictions to implement this language to create a more streamlined event permitting environment in Marin.

iii. Quarter 3 update:

1. The Race to Zero Waste (RTZW) contract for event greening support continued. During this quarter, RTZW supported the Fairfax Soup Walk event with physical waste management.
2. Staff continued to support jurisdictions to implement template permit language to create a more streamlined event permitting environment in Marin.
3. Staff began to review ZWM's Event Guide for opportunities to update and improve the Guide.

iv. Quarter 4 update:

6. Tabling at community events and spaces.

a. Quarterly updates:

i. Quarter 1 update:

1. Staff attended or provided infrastructure to support 16 community events and community spaces (grocery stores, food pantry's, senior centers).

ii. Quarter 2 update:

1. Staff attended or provided infrastructure to support 22 community events and community spaces (grocery stores, food pantry's, senior centers) in West Marin, Marin City, Mill Valley, Novato, and San Rafael.

iii. Quarter 3 update:

1. Staff attended or provided infrastructure to support 5 community events and tabled at 3 grocery stores.

STAFF REPORT – ITEM 6

TO JPA Board of Directors
FROM Kimberly Scheibly
SUBJECT Accept Report of Delegated Contracts for FY 2026–2027 executed during May/June 2026 or the last quarter.
DATE June 18, 2026

Background and Discussion

On February 26, 2015, the JPA Board adopted Resolution 2015-01 establishing a \$50,000 signatory threshold for the Executive Director to support efficient administration and uninterrupted operations. Delegating contract execution authority to the Executive Director is a common governance practice that allows the agency to implement Board-approved programs and services in a timely manner while maintaining appropriate fiscal oversight.

At its June 2, 2026 meeting, the Zero Waste Marin JPA Board reviewed and approved the overall FY 2026–27 contract plan in concept. The Board expressed support for the proposed list of contracts and the associated program areas they would support, but also requested that staff report contracts entered into by the Executive Director under the delegated authority of \$50,000.

In response to this direction, staff has prepared a list of the contracts for professional services and the purchase of goods, and trades, that are less than \$50,000 with more detail for the Board (Attachment 1). All contracts have been reviewed with JPA Counsel provided by the Marin County Counsel.

Fiscal Impact

The contract amounts associated with this item were previously approved by the Board on June 2, 2026. This action does not result in any new fiscal impact.

Equity Impact

None.

RECOMMENDATION

Adopt a motion accepting the report of Delegated Contracts for FY 2026–2027 executed during May/June 2026 or the last quarter.

ATTACHEMNT

1.Delegated Authority Contracts for FY27



**MARIN COUNTY HAZARDOUS AND SOLID WASTE
MANAGEMENT JOINT POWERS AUTHORITY**

Belvedere Corte Madera County of Marin Fairfax Larkspur
Mill Valley Novato Ross San Anselmo San Rafael Sausalito Tiburon

Board Chair: Please confirm the vote on this item by reading the following items out loud after the vote.

Motion (First) _____ Second _____

Ayes _____

Noes _____

Abstentions _____

Absent _____

Delegated Authority Contracts for Fiscal Year 2026/2027

Vendor Name	Amount	Term Start	Term End	Description / Overview of Scope of Work	Status 6/11/2026
R3 Consulting Group Inc	\$ 5,000.00	5/27/2026	6/30/2027	Guidance and support for reporting and compliance with Solid Waste regulations.	Will extend to 6/30/2028
Mobius	\$ 7,500.00	9/22/2026	6/30/3037	Zero Waste Marin website maintenance, hosting, trouble shooting	Extended term through 6/30/2027
Best Best & Krieger LLP- Ethan Walsh	\$ 25,000.00	5/1/2026	6/30/2028	To avoid conflict of interest with County Counsel serivces for the JPA, outside dedicated legal services are needed. This work will include updates to staffing and JPA agreement, support for reclassification, and other work as needed.	Three year contract executed May 15, 2026.
Sorren	\$ 15,000.00	8/15/2026	6/30/2027	Per the HHW Facility agreemnt, an annual audit of the facilities financial transactions will begin FY27 for FY26.	New for FY 27
Erin Duckhorn	\$ 2,500.00	4/15/2026	6/30/2027	Design services for HHW Facility specific outreach materials and website.	Extended term through 6/30/2027
Conservation Corp North Bay	\$ 32,416.00	1/20/2026	10/1/2027	Tire collection events countywide utilizing grant funds.	Ongoing through term.
CPSC - Marine flares	\$ 25,000.00	7/1/2026	6/30/2027	Marine Flare Collection Event logisitics, advertising, RFPs, data analysis, etc.	New for FY 27
EHS Sharps & Needles	\$ 25,000.00	7/1/2026	6/30/2027	Support for for medical waste collection of sharps and needles. MOU with County of Marin Environmental Health Services to manage collection contracts.	Ongoing through term.
Sweetser & Associates	\$ 3,500.00	7/1/2026	6/30/2029	Guidance and support for reporting and compliance with HHW regulations.	New for FY 27
Sweetser & Associates	\$ 1,000.00	2/6/2026	6/30/2030	Mandatory HHW Trainings for Facility and ZWM Staff	Extended from 26 to 30

STAFF REPORT – ITEM 7

TO JPA Board of Directors
FROM Kimberly Scheibly, Executive Director
SUBJECT Receive and File the Interest Income Reports Fiscal Year 2026, Quarters 1–3.
DATE June 18, 2026

SUMMARY OF QUARTERLY INTEREST INCOME

The County of Marin Treasury Pool allocates interest earnings quarterly based on each participant fund’s average daily cash balance (ADCB). Across the first three quarters of FY25/26, investment earnings remained positive though declining in Q3 as market rates shifted and cash flows changed.

Quarterly Highlights for Zero Waste Marin Specific Funds

1. 8021 (Regulatory Administrative Compliance & Reporting)

- Q1: Daily Cash Balance \$1,354,171.82; Interest Earned \$14,556.42 (pg. 5 of 11)
- Q2: Avg Daily Cash Balance \$1,674,530.60; Interest Earned \$23,583.90 (pg. 5 of 11)
- Q3 Avg Daily Cash Balance \$1,814,213.43; Interest Earned \$13,810.49 (pg. 5 of 11)

2. 8022 (Household Hazardous Waste Facility Operations and Programs)

- Q1: Avg Daily Cash Balance \$2,540,881.38; Interest Earned \$27,312.73 (pg. 5 of 11)
- Q2: Avg Daily Cash Balance \$2,977,237.00; Interest Earned \$41,931.06 (pg. 5 of 11)
- Q3: Avg Daily Cash Balance \$2,843,499.12; Interest Earned \$21,645.80 (pg. 5 of 11)

3. 8023 (Zero Waste and Household Hazardous Waste Countywide Programs)

- Q1: Avg Daily Cash Balance \$155,382.24; Interest Earned \$1,670.25 (pg. 5 of 11)
- Q2: Avg Daily Cash Balance \$313,284.42; Interest Earned \$4,412.26 (pg. 5 of 11)
- Q3: Avg Daily Cash Balance \$365,422.39; Interest Earned \$2,781.73 (pg. 5 of 11)

Quarterly Overview

All three funds experienced strong Q2 earnings, consistent with the countywide increase in investment income that quarter. Q3 interest earnings fell across all three funds, aligning with the overall lower net pool rate for that period. Cash balances for 8021 and 8023 increased quarter-to-quarter, while 8022 dipped slightly in Q3.

RECOMMENDATION


Receive oral report. Information Only.

ATTACHEMENTS

1. Q1 FY26 Interest Memo to Special Districts
2. Q2 FY26 Interest Memo to Special Districts
3. Q3 FY26 Interest Memo to Special Districts

Zero Waste Marin, 1600 Los Gamos Drive, Suite 210, San Rafael, CA 94903

<https://zerowastemarin.org/>



TREASURER

DIVISION OF THE DEPARTMENT OF FINANCE

MINA MARTINOVICH, CPA

DIRECTOR OF FINANCE

KAREN SHAW, DIVISION CHIEF

November 7, 2025

To: All Interested Districts
From: Mina Martinovich, Director of Finance
Subject: 1st Quarter FY25/26 Interest Allocation

The Department of Finance is responsible for the calculation, allocation and posting of interest earned or paid by all funds in the county pool. This process is performed on a quarterly basis using interest received (actual cash received) by the Treasurer’s Division during that same quarter. The Treasurer’s Division records interest received each day of the quarter. The sum of the daily interest booked throughout the quarter is the gross interest received. The gross interest received is reduced by the appropriate costs and administrative fees for the same period and the result is net interest to be allocated. The actual interest allocated to each fund is based on the average daily cash balance (ADCB) in that fund. The ADCB for this quarter is \$2,498,715,126.23.

The County requires ten business days at the end of each quarter to balance cash and an additional two weeks to recognize and classify all cash transactions and inter-fund transfers to close a month. As such, interest will be apportioned on the first business day of the second month following the close of the fiscal quarter. Once the quarter is closed and the interest amount is known, the ADCB is calculated and the interest is allocated. The effective date of the interest allocation entry will be the last business day of each quarter.

For the first quarter of fiscal year 2025/2026, the total interest earned was \$27,110,474.92. The fees associated with the investment program were \$39,235.08 for banking charges and \$211,769.57 for payroll and administrative costs resulting in a net interest to be allocated of \$26,859,470.27.

	1st Quarter	Annualized
Total Interest Earnings	\$ 27,110,474.92	
Total Banking, Payroll & Administrative Costs	\$ 251,004.65	
Net Interest Earnings	\$ 26,859,470.27	
Gross Interest Rate	1.0849766%	4.3045268%
Cost Allocation Rate	-0.0100453%	-0.0398538%
Net Interest Allocation Rate	1.0749313%	4.2646730%

Net interest earnings of the Pooled Investment Fund are allocated quarterly based on average cash balances posted in the system as of the close date for each quarter. Effective with the new system implementation on July 1, 2016, we now allocate interest after offsetting administrative costs.

See attached fund listing for details.

Q1-2026						
Earning				Average Daily Cash		
Fund	Earning Fund Name	Receiving Org	Receiving Org Name	Balance	Interest Earned	
1000	GENERAL FUND	10019501	GF COUNTYWIDE OPERATIONS	\$ 541,224,824.00	\$	5,817,794.88
1010	MISC PROJECTS	10019501	GF COUNTYWIDE OPERATIONS	(6,143,452.85)		(66,037.90)
1410	COURTHOUSE CONSTRUCTION FUND (14119501	CAPCRTCON COUNTYWIDE OPERATION	1,019,806.66		10,962.22
1420	COUNTYWIDE GOVERNMENTAL CAPITA	14219501	CAP COUNTYWIDE OPERATIONS	25,400,689.37		273,039.95
1430	CAPITAL FUND - ROAD AND BRIDGE	14325531	CAPRDBG ROAD MAINTENANCE	25,052,010.58		269,291.90
1440	COP PROJECTS	10019501	GF COUNTYWIDE OPERATIONS	1,855,826.49		19,948.86
1600	2003 PENSION OBLIGATION BONDS	16019501	POB COUNTYWIDE OPERATIONS	(3,568,677.71)		(38,360.83)
1610	TOBACCO SECURITIZATION BOND	16119501	TBACSEC COUNTYWIDE OPERATIONS	446.36		4.80
1630	CONSOLREASMTBDS-PRPY	25417001	MCOSD ADMINISTRATION	-		-
1640	CFD 97-1ASSMTBNDSDSF	25417001	MCOSD ADMINISTRATION	15,508.41		166.71
1650	CFD93-1ASSMTBONDSDSF	25417001	MCOSD ADMINISTRATION	15,508.50		166.71
1660	MCOS SLPYHLWBONDSDSF	16617001	MCOS SHBDS OS ADMIN	22,425.02		241.05
1670	2013 REFUNDING REVENUE BOND	25417001	MCOSD ADMINISTRATION	(298.91)		(3.21)
1680	2001 CERTIFICATES OF PARTICIPA	16819501	2001COP COUNTYWIDE OPER	(65,469.62)		(703.75)
1690	2010 CERTIFICATES OF PARTICIPA	17219501	2015 CRTPRT COUNTYWIDE OPER	-		-
1700	1915 MARSHAL 1 - EAST SHORE WA	17035071	1915 M1 EHS ADMINISTRATION	82,021.20		881.67
1710	1915 MARSHAL 2 - EAST SHORE WA	17135071	1915 M2 EHS ADMINISTRATION	18,417.50		197.98
1720	2015 CERT OF PARTICIPATION	17219501	2015 CRTPRT COUNTYWIDE OPER	640.13		6.88
1730	JL CALAIM IMPLEMENTATION PLAN	17332403	JL CALAIM IMPLEMENTATION PLAN	3,125,313.45		33,594.97
1740	JUVENILE JUSTICE REALIGN 2022	17442431	JUVENILE JUSTICE REALIGN 2022	(234,506.14)		(2,520.78)
1750	CFD 2022-1 DSF	17517001	CFD 2022-1 DSF	406,114.65		4,365.45
1760	CFD 2022-1 ADMIN	17617001	CFD 2022-1 ADMIN	(6,424.53)		(69.06)
2010	LOCAL VITAL HEALTH STATISTICS	20133281	VITST COUNTY CLERK	31,698.65		340.74
2020	ELECT RECORDING DELIVERY SYS	20243341	ELRCD ELECTRONIC RECORDING	430,805.42		4,630.86
2030	RECORDS MODERNIZATION (GC 2736	20343311	RCMDN RECORDS MODERNIZATION	234,948.14		2,525.53
2040	MICROGRAPHICS CONVERSION (GF 2	20443321	MICCN MICROGRAPHICS	491,359.68		5,281.78
2050	VITAL RECORDS MODERNIZATION (S	20543301	VTATO VITAL STATISTICS	108,709.35		1,168.55
2060	SSN TRUNCATION	20643331	SSNTR SSN TRUNCATION	6,466.77		69.51
2070	PLANNING IN-LIEU HOUSING	20725031	AFFDHSNG AFFORDABLE HOUSING	41,917,204.01		450,581.13
2080	BUILDING INSPECTION	20845121	BLDGINSP BUILD AND SAFE ADMN	6,343,102.81		68,184.00
2090	ENVIRONMENTAL HEALTH SERVICES	20935071	EHS EHS ADMN	2,111,111.76		22,693.00
2110	EAST SHORE WASTEWATER MAINTENA	21135111	ESWW MAINT SR WASTEWATER	158,004.36		1,698.44
2120	CHILD SUPPORT SERVICES	21212011	CSS SR ADMIN AND OPERATIONS	859,523.35		9,239.28
2130	DOJ EQUITABLE SHARING PROGRAM	21312101	DOJ EQTY SHR DA PROSEC DPTY	2,473.24		26.59
2140	HIGH TECH THEFT APPREHENSION &	21412161	HTTA HIGH TECH THEFT APP	(34,225.68)		(367.90)
2160	ROAD	21625531	ROAD ROAD MAINTENANCE	10,273,576.60		110,433.89
2170	SURVEY MONUMENT PRESERVATION	21715521	SVYMON ADMINISTRATION	170,507.58		1,832.84
2180	TIDELANDS USE FEES	21815521	TLDUSE ADMINISTRATION	346,579.11		3,725.49
2190	MARIN COUNTY STORMWATER POLUTI	21917691	MCSTOPP MCSTORMWATERPP	1,248,243.85		13,417.76
2200	ROADWAY IMPACT FEES	22015521	RDIMP ADMINISTRATION	4,978,027.95		53,510.38
2210	TRAFFIC - TAMALPAIS COMMUNITY	22115521	TMTAM ADMINISTRATION	357,841.08		3,846.54
2220	TRAFFIC - STRAWBERRY INTERCHAN	22215521	TMTAMSTRA ADMINISTRATION	585,603.42		6,294.83
2230	TRAFFIC - WEST SIR FRANCIS DRA	22315521	TMWFR ADMINISTRATION	196,366.19		2,110.80
2240	TRAFFIC - ATHERTON AVENUE INTE	22415521	TMATH ADMINISTRATION	490,021.92		5,267.40
2250	ZERO WASTE PUBLIC OUTREACH	22515521	ZEROWASTE ADMINISTRATION	1,073,499.85		11,539.38
2260	NON-MOTORIZED TRANSPORTATION	22619501	NMTPP COUNTYWIDE OPERATIONS	128,955.41		1,386.18
2270	OFFHIGHWAY MOTOR VEHICLE TRAI	22715521	OFFHWY ADMINISTRATION	68,638.78		737.82
2280	HOSPITAL PREPAREDNESS PROGRAM	22831231	PUBLIC HEALTH PREP	102,010.91		1,096.55
2290	CALIFORNIA TOBACCO CONTROL PRO	22931322	TOBACCO EDUCATION	529,866.19		5,695.70
2300	DOMESTIC VIOLENCE (W&I 18305)	23011001	SRF DOM VIOLENCE HHS GEN ADMIN	3,873.32		41.63
2310	CHILDREN'S TRUST (AB 2994)	23111001	SRF CHILDREN HHS GEN ADMIN	215,911.48		2,320.90
2320	SOCIAL SVCS REALIGNMENT	10019501	GF COUNTYWIDE OPERATIONS	1,185,348.03		12,741.68
2330	HEALTH SVCS REALIGNMENT	10019501	GF COUNTYWIDE OPERATIONS	(0.01)		-
2340	HEALTH PROGRAM	23411001	HLTHPRG HHS GEN ADMINISTRATION	2,816,450.03		30,274.90
2350	EMERGENCY MEDICAL SERVICES (GC	23511001	EMS HHS GEN ADMINISTRATION	570,501.50		6,132.50
2360	MENTAL HEALTH REALIGNMENT	10019501	GF COUNTYWIDE OPERATIONS	(0.19)		-
2370	MENTAL HEALTH PROGRAM	23721101	MENTHLTPRG MENTAL HEALTH ADMN	8,110,339.04		87,180.57
2380	MENTAL HEALTH SERVICES ACT (PR	23821101	MNTHLTPR63 MENTAL HEALTH ADMN	8,858,509.25		95,222.89
2410	REALIGNMENT - CALWORKS MOE	24111001	CWORKSREAL HHS GEN ADMINISTRAT	164,457.41		1,767.80
2420	DHCS INTERGOVERNMENTAL TRANSFE	24211001	DHCSIGT HHS GEN ADMINISTRATION	681,024.95		7,320.55
2430	VITAL STATISTICS (SB 1535)	24311001	VS1535 HHS GEN ADMINISTRATION	726,893.13		7,813.60
2440	ANDREA FOX FUND	24411001	AFOX HHS GEN ADMINISTRATION	22,666.69		243.65
2450	CHILD CAR SEAT PROGRAM	24511001	CARST HHS GEN ADMINISTRATION	16,504.48		177.41
2460	POST - DEATH CERTIFICATES	24611001	POST HHS GEN ADMINISTRATION	51,369.65		552.19
2470	MCFL GENERAL FUND	24716501	MCFL ADMINISTRATIVE SERVICES	10,130,389.54		108,894.73
2480	MCFL MEASURE A	24816501	MAL ADMINISTRATIVE SERVICES	482,621.42		5,187.85

Q1-2026						
Earning				Average Daily Cash		
Fund	Earning Fund Name	Receiving Org	Receiving Org Name	Balance	Interest Earned	
2490	MARIN COUNTY LIBRARY TRUST	24916501	LIBTR ADMINISTRATIVE SERVICES	412,110.02	4,429.90	
2500	BOLINAS LIBRARY TRUST	25016501	BOLINAS ADMINISTRATIVE SERVICE	15,018.50	161.44	
2510	CORTE MADERA LIBRARY - A. CELL	25116501	ACELLO ADMINISTRATIVE SERVICES	346,222.53	3,721.65	
2520	CALIFORNIA ROOM TRUST - WATKIN	25216501	CARM ADMINISTRATIVE SERVICES	62,184.72	668.44	
2530	STINSTON BEACH LIBRARY TRUST	25316501	SBLT ADMINISTRATIVE SERVICES	30,206.70	324.70	
2540	MARIN COUNTY OPEN SPACE	25417001	MCOSD ADMINISTRATION	10,439,948.25	112,222.27	
2550	LUIZ RANCH ENDOWMENT	25427041	MCOS REAL ESTATE AND ADMN ACQU	673.05	7.24	
2560	MEASURE A - PARKS OPEN SPACE	25616401	MAP PARKS AND OPEN SPACE	18,404,044.52	197,830.83	
2570	JUVINILE JUSTICE CRIME PREVENT	25732401	JVJSRL PROBATION ADMIN	2,959,297.74	31,810.42	
2580	INMATE WELFARE FUND	25819501	INWEL COUNTYWIDE OPERATIONS	550,419.24	5,916.63	
2590	DMV VEHICLE THEFT (PC 9250.14)	25912701	VEHTFT SCO ADMINISTRATION	1,249,813.25	13,434.63	
2600	SUPPLEMENTAL LOCAL LAW ENFORCE	26012701	SLEF SCO ADMINISTRATION	6,211,566.94	66,770.08	
2610	CRIME PREVENTION - DCEP	26112701	CRMPRE SCO ADMINISTRATION	(27,657.69)	(297.30)	
2620	WRIT FEE (GC 26746)	26212701	WRITFE SCO ADMINISTRATION	594,682.51	6,392.43	
2630	ASSET FORFEITURE	26312701	ASSETFOR SCO ADMINISTRATION	44,857.22	482.18	
2640	AUTO FINGER ID (GC 76102)	26412701	AFID SCO ADMINISTRATION	2,711,507.85	29,146.85	
2650	LOCAL LAW ENFORCEMENT BLOCK GR	26512701	LLEBG SCO ADMINISTRATION	167,120.73	1,796.43	
2660	CIVIL PAPER SERVICE FEE (GC 26	26612701	SCVFEE SCO ADMINISTRATION	508,363.73	5,464.56	
2670	REALIGNMENT - PUBLIC SAFETY	26712411	PSFYRL ADULT PROBATION SVC	24,945,033.50	268,141.96	
2680	REALIGNMENT - SB 1020	26812101	REALSB120 DEPUTY DA	40,423,045.38	434,519.96	
2690	REALIGNMENT - JUVENILE JUSTICE	26922421	CL11 JUVENILE PROBATION SVCS	3,408,880.74	36,643.13	
2700	COUNTYWIDE GRANTS	10019501	GF COUNTYWIDE OPERATIONS	2,265,713.43	24,354.86	
2710	IHSSPUBLICAUTHADMIN	27117711	IHSS PUBLIC AUTHORITY	1,493,758.04	16,056.87	
2720	DISPUTE RESOLUTION (BP 470.3)	27219501	DISPRES COUNTYWIDE OPERATIONS	95,109.51	1,022.36	
2730	CRIMINAL JUSTICE FAC (GC 76101	27319501	CRIMJUST COUNTYWIDE OPERATIONS	184,212.56	1,980.16	
2740	REAL ESTATE FRAUD (GC 27388)	27412101	REALESTFRD DEPUTY DA	1,063,327.94	11,430.04	
2750	FEDERAL DOJ GRANT - MAWS	27511001	MAWS HHS GEN ADMINISTRATION	61,055.05	656.30	
2780	TREAS AFMLS EQUIT SHARNG PRG	27812121	TREAS AFMLS DOJ EQUITBL SHRING	25,539.80	274.54	
2790	SB678 COMMUNITY CORREC PERF	27912411	SB678 ADULT PROBATION SERVICES	2,848,832.81	30,623.00	
2800	HHS OPERATING FUND	10019501	GF COUNTYWIDE OPERATIONS	31,834,063.03	342,194.30	
2810	FISH AND WILDLIFE COMMISSION	28119524	FISH AND WILDLIFE COMMISSION	38,443.96	413.25	
2820	ROADWAY IMPCT FEE-REFUSE TRCK	28215521	RDWAY IMP FEES- REFSE ADM	1,169,563.24	12,572.00	
2830	SUPPLEMENTAL LAW ENF - COPS	28312701	SLEF COPS SCO ADMIN	2,554,184.26	27,455.73	
2840	ASSET FORFEITURE - STATE	28412701	ASSET FORFEITURE - SCO ADMIN	38,245.75	411.12	
2850	ASSET FORFEITURE TRUST - COPE	28522811	ASSET FORF TRST - COPE	18,053.66	194.07	
2860	ASSET FORFEITURE - FED TREASRY	28642841	ASSET FORF FED TREAS	236,594.31	2,543.23	
2870	ASSET FORFIETURE - FED MRSHAL	28742841	ASSET FORF FED MRSHAL- MCTF	4,644.57	49.93	
2880	MCTF ASSET FORFEITURE - STATE	28842841	MCTF ASSET FORFEITURE STATE	66,600.85	715.91	
2890	ZIMMER FAMILY TRUST	28926631	ZIMMER CORTE MADERA	875,530.32	9,411.35	
2900	HHS WHOLE PERSON CARE	29051501	HHS WHOLE PERSON CARE	1,442,076.76	15,501.33	
2920	WELFARE TRUST	29241404	WELFARE TRUST PUB ASSIST ELIG	8,030,330.10	86,320.53	
2930	MARIN TRANSPORTATION PROJECT	29315541	MARIN TRANSPORTATION PROJ ADM	2,606.59	28.02	
2940	TRAFFIC IMPACT LUCAS	29415541	TRAFFIC IMPACT LUCAS	276,475.24	2,971.92	
2950	TRAFIC MITIGATION MISC	29515541	TRAFFIC MITIGATION MISC	3,699.92	39.77	
2960	NORTHGATE ACTIVITY CTR PLAN	29615541	NORTHGATE ACTIVITY CTR PLAN	600,934.22	6,459.63	
2980	HEALTH AND HUMAN SERVICE GRNTS	29811001	HHSGRGTGENERAL ADMINISTRATION	26,581,520.00	285,733.07	
2990	CARES ACT EMERGENCY RELIEF	29929542	CARES ACT EMERGENCY RESPONSE	(100.83)	(1.09)	
3020	SAN QUENTIN SMD	30217911	SQSMD SAN QUENTIN SMD	391,941.47	4,213.10	
3030	CSA 1 LOMA VERDE	30317151	CSA 1 LOMA VERDE CSA1	677,189.64	7,279.32	
3040	CSA 6 SANTA VENETIA	30417161	CSA 6 SANTA VENETIA CSA6	4,583,740.61	49,272.06	
3050	CSA 9 NORTHBRIDGE	30517171	CSA 9 NORTHBRIDGE CSA9	51,746.98	556.24	
3060	CSA13MARINCOUPLUCAS	30617221	CSA 13 MC UPPE LUCAS CSA13	1,720,505.06	18,494.25	
3070	CSA 14 HOMESTEAD VALLEY	30717233	CSA 14 HOMSTD ORIG TAX - MISC	621,851.00	6,684.47	
3080	CSA 16 GREENBRAE	30817281	CSA 16 GREENBRAE CSA16	297,837.48	3,201.55	
3090	CSA 17 KENTFIELD	30917321	CSA 17 KENTFIELD PARKS CSA17	5,100,481.76	54,826.67	
3100	CSA 17 POLICE SVCS	31017331	CSA 17 POLICE SERVICES	305,480.16	3,283.70	
3110	CSA 18GALNSVILGAREA	31117371	CSA 18 GALLINAS VILG AR CSA18	299,518.91	3,219.62	
3120	CSA 19FIREPROTECSVC	31217421	CSA 19 FIRE PROTECT SVC CSA19	8,135,747.08	87,453.69	
3130	CSA 20 INDIANVALLEY	31387431	CSA 20 INDIAN VALLEY CSA20	283,991.58	3,052.71	
3140	CSA 27 RSSVAL'YPARA	10019501	GF COUNTYWIDE OPERATIONS	2,682.24	28.83	
3150	CSA 28 WMARINPARMED	31517511	CSA 28 WEST MARIN PARA CSA28	420,445.66	4,519.50	
3160	CSA 29 PARADISE CAY	31617521	CSA 29 PARADISE CAY CSA29	480,479.75	5,164.83	
3170	CSA 31 CO FIRE	31717531	CSA 31 COUNTY FIRE CSA31	515,764.50	5,544.11	
3180	CSA 33 STNSN BCH	31817541	CSA 33 STNSN BEACH CSA33	57,329.24	616.25	
3190	MARIN CO LIGHTING	31917751	MCLIGHT MARIN COUNTY LIGHTING	4,724,225.44	50,782.18	
3200	RUSHCRKLIGHT LANDSCP	32017701	RUSHCRCLIG RUSH CREEK LIGHTING	88,991.73	956.60	

Q1-2026						
Earning				Average Daily Cash		
Fund	Earning Fund Name	Receiving Org	Receiving Org Name	Balance	Interest Earned	
3210	FCZ 1 NOVATO	32117591	FCZ 1 NOVATO FCZ1	12,897,617.08	138,640.52	
3220	FCZ 3 RICHARDSONBAY	32217601	FCZ 3 RICHARDSON BAY	19,549,627.72	210,145.06	
3230	FCZ 4 BEL AIRE	32317611	FCZ4 BEL AIRE FCZ4	5,712,142.98	61,401.61	
3240	FCZ 4ASTRWBRYCIRCLE	32417621	FCZ4A STRAWBERRY FCZ4A	33,147.44	356.31	
3250	FCZ 5 STNSN BCH	32517631	FCZ 5 STINSON BEACH FCZ5	945,054.33	10,158.68	
3260	FCZ 6 SNRF'LMEADOWS	32617641	FCZ 6 SAN RAFAEL MEADOWS FCZ6	750,421.94	8,066.52	
3270	FCZ 7 SANTA VENETIA	32717651	FCZ 7 SANTA VENETIA FCZ7	1,012,485.11	10,883.52	
3280	FCZ 9ARSSVLYCRTEMAD	32817671	FCZ 9A ROSS VY CORTE MADERA	259,285.77	2,787.14	
3290	FCZ 9 ROSS VALLEY	32917661	FCZ 9 ROSS VALLEY FCZ9	6,801,999.63	73,116.82	
3300	FCZ 10 INVERNESS	33017681	FCZ 10 INVERNESS FCZ10	33,785.79	363.17	
3310	BOLINAS HIGHLANDSPRD	33117801	BHPRD BOLINAS HIGHLAND PRD	113,511.21	1,220.17	
3320	MONTE CRISTO PRD	33217831	MCPRD MONTE CRISTO PRD	128,116.39	1,377.16	
3330	INVERNESS DIV 2 PRD	33317811	INPRD INVERNESS DIV2 PRD	37,715.26	405.41	
3340	MT VIEWAVELAGNTASPRD	33417841	LGPRD MT VIEWAVELAGNTASPRD	43,714.00	469.90	
3350	PARADISE ESTATES PRD	33517851	PEPRD PARADISE ESTATES PRD	241,813.44	2,599.33	
3360	MADRONE PARK CIRCLE PRD	33617821	MADRONE PARK CIRCLE PRD	13.46	0.15	
3370	WOODACRE CREEK	33718701	WCR WOODACRE CRK RESTORATION	663.44	7.13	
3380	LAW LIBRARY INVESTMT	33817961	LALIBINVEST LAWLBRARY	11,826.04	127.12	
3390	WSTEMGMTJPA-WSTMARIN	33918601	WASTEMGTJPA - WEST MARIN	88,839.83	954.97	
3400	LAW LIBRARY BP6322.1	34017961	LAWLIBOP LAWLBRARY	260,549.81	2,800.73	
3410	CSA 17 LICENSE PLATE READERS	34115521	CSA 17 LICENSE PLATE READERS	38,285.10	411.54	
3420	PLANNING FIN MAP PLAN CK FEE	34225021	PLANNING FIN MAP PLAN CK FEE	304,422.87	3,272.34	
3430	RESTRICTED AFFORDABLE HOUSING	34325031	RESTRICTED AFFORDABLE HOUSING	2,335,418.42	25,104.14	
3440	TOT MEAS W FIRE EMERGCY SVS	34412221	TOT EMRGCY FIRE ADMIN	588,149.96	6,322.21	
3450	TOT MEAS W COMMUNITY HOUSING	34515001	TOT HOUSING CDA EXEC ADMIN	1,088,966.12	11,705.64	
3460	INVERNES #2A PRD	34617441	INVERNES #2A PRD DEBT SERVICE	89,616.95	963.32	
3470	CSA 14 CAPITAL IMPROVEMENT	34717242	CSA 14 CAPITAL IMPROVEMENT	1,518.26	16.32	
3480	MWPA MEASURE C	34821511	MCFD DEFENSIBLE SPACE	462,869.48	4,975.53	
3490	RIDGEWOOD PRD	34917871	RIDGEWOOD PRD CONSTRUCTION	36,410.02	391.38	
3500	COUNTYWIDE RECOVERY	35029551	COUNTYWIDE RECOVERY	14,721.93	158.25	
3510	TOT MEAS W MARIN CO FIRE	35112221	TOT MEAS W MARIN CO FIRE	987,018.84	10,609.78	
3520	OPIOID SETTLEMENTS	35231321	OPIOID-COMMITYHEALTHPREVENTION	6,512,571.18	70,005.66	
3530	HOUSING HEALTHY CA HHC	35351603	HOUSING HEALTHY CA HHC	2,127,830.88	22,872.72	
3540	SAFETY HELMET VIOLATIONS	35431321	SAFETY HELMET VIOLATIONS	407.47	4.38	
3550	MCFL MEASURE B	35516501	MAL ADMINISTRATIVE SERVICES	2,038,897.59	21,916.75	
3560	MENTAL HEALTH COUNTY FUNDED AT	35621101	MENTAL HEALTH COUNTY FUNDED AT	25,878,017.92	278,170.91	
3570	MADRONE PARK CIRCLE2 PRD	35717121	MADRONE PC2 PRD CONSTRUCTION	170,368.24	1,831.34	
3580	AAA SS CONTRIBUTIONS	35841441	AAA SS CONTRIBUTIONS	-	-	
3590	WASTE MGMT FRANCHISE FEES	35915621	WASTE MGMT FRANCHISE FEES	259,621.43	2,790.75	
3600	FLOOD ZONE 9 CCC GRANT	36017661	FLOOD ZONE 9 CCC GRANT	558,078.38	5,998.96	
3610	ALTA VISTA PRD	36117892	ALTA PRD MAINTENANCE	-	-	
6210	MARIN COUNTY OPEN SPACE - FTBE	62117001	MCOS ROAD AND TRAIL MGT	0.47	0.01	
6220	FISHNET 4C - FTBE	10019501	GF COUNTYWIDE OPERATIONS	-	-	
6240	OTHER GRANTS - FTBE	10019501	GF COUNTYWIDE OPERATIONS	125,462.17	1,348.63	
6260	CSA 25 SANMARINAREA - FTBE	25417001	MCOSD ADMINISTRATION	-	-	
6270	AFFORDABLE HOUSING FUND	34325031	RESTRICTED AFFORDABLE HOUSING	-	-	
6280	MARIN TRANSPORT PROJ - FTBE	29315541	MARIN TRANSPORTATION PROJ ADM	-	-	
6290	TRANSPORT IMPRV FEE - FTBE	29415541	TRAFFIC IMPACT LUCAS	-	-	
6300	DEVELFEE-TRFCMITIGAT - FTBE	29515541	TRAFFIC MITIGATION MISC	-	-	
6310	TRAFFIC N. GATEACTIV - FTBE	29615541	NORTHGATE ACTIVITY CTR PLAN	-	-	
6360	PT REYES VIST FAC TR - FTBE	63619532	VISFAC OTHER SPECIAL DISTRICTS	6,735.06	72.40	
6370	MARIN WILDLIFEGRANTS- FTBE	34225021	PLANNING FIN MAP PLAN CK FEE	70,261.61	755.26	
6380	PLANG- IN-LIEU PARKS - FTBE	63816401	PIL PARKS ADMINISTRATION	110,550.68	1,188.34	
6390	FINALMAP&PLANCHCKFEE - FTBE	34225021	PLANNING FIN MAP PLAN CK FEE	-	-	
6400	TRANSIT TICKET SALES - FTBE	64015521	TRANCK ADMINISTRATION	8,643.93	92.91	
6440	SPCLCIRCUMSTNPC987.9 - FTBE	64419532	SUPCIRC OTHER SPECIAL DISTRICTS	138,588.01	1,489.73	
6450	AUTOMATWRNTVC40508.5 - FTBE	64512701	AUTOWR SCO ADMINISTRATION	4,512.72	48.51	
6460	MILLER PK BOAT LAUNC - FTBE	64626461	MBT PARK PARKS FACILITES	66,498.00	714.81	
6470	BLACK POINT BOAT LAU - FTBE	64726461	BLKP PARK FACILITES	2.65	0.03	
6480	MCINNIS PARK GOLF DE - FTBE	64826461	MCPGLF PARK FACILITES	58.05	0.62	
6500	STAFFORD LAKE TRUST - FTBE	65026461	STLT PARK FACILITES	0.19	-	
6520	MCTF ASSET FORFTURE PROGRAMS	65242841	AF MCTF PROGRAMS	260.83	2.80	
6600	WORKERS' COMPENSATION	10019501	GF COUNTYWIDE OPERATIONS	60,170,753.80	646,794.25	
6610	TECHNOLOGY REPLACEMENT	66114011	IST TECH LEASE	3,909,198.59	42,021.20	
6620	VEHICLE REPLACEMENT	66215632	VEHICLE REPLACEMENT	8,354,181.45	89,801.71	
6700	MARIN COUNTY TRANSIT	67018761	MCT ADMINISTRATION	23,584,323.87	253,515.27	

Q1-2026

Earning				Average Daily Cash	
Fund	Earning Fund Name	Receiving Org	Receiving Org Name	Balance	Interest Earned
6710	MARIN.ORG	67134131	MORG MIDAS	260,101.39	2,795.91
6720	SPECIAL AVIATION	67215561	COAIR COUNTYAIRPORT	1,371,902.90	14,747.01
6730	MARIN COUNTY FAIR	67326121	MCFAIR FAIR ADMINISTRATION	3,163,422.13	34,004.61
6740	MARIN CENTER PROMOTIONS	67416111	PROMOTIONS MCTR LOCATIONS	-	-
6750	MARIN COUNTY FAIR CAP OUTLAY	67526121	FAIRCAP FAIR ADMINISTRATION	54.06	0.58
6760	MARIN COMMONS PROPERTY MANAGEM	67613111	CMNS BUDGET	381,447.73	4,100.30
7000	RDA - SPECIAL TAX BOND	78005151	REDVLPMT OBLGRET REDEVELOPM	159,035.72	1,709.52
7001	TAX LOSS RESERVE	10019501	GF COUNTYWIDE OPERATIONS	3,772,301.07	40,549.64
7002	TAX RESOURCE	10019501	GF COUNTYWIDE OPERATIONS	(25,580,393.07)	(274,971.64)
7003	MARIN COUNTY BOX OFFICE	10016114	GF MARIN CENTER BOX OFFICE	724,981.54	7,793.05
7004	RETREE HEALTH (OPEB)	70049512	OPEB OPEB	7,576,940.26	81,446.90
7005	EMPLOYEES RETIREMENT	70054991	EMPRET RETIREES	102,824.57	1,105.29
7006	RETIREE'S BENEFIT DISTRIBUTION	10019501	GF COUNTYWIDE OPERATIONS	1,045.84	11.24
7008	UNAPP CURRENT SECURED TAXES	10019501	GF COUNTYWIDE OPERATIONS	524,931.48	5,642.65
7009	UNAPP CURRENT UNSECURED TAXES	10019501	GF COUNTYWIDE OPERATIONS	11,791,847.61	126,754.26
7010	UNAPP PRIOR UNSECURED TAXES	10019501	GF COUNTYWIDE OPERATIONS	1,674,706.06	18,001.94
7011	UNAPP PRIOR SECURED TAXES	10019501	GF COUNTYWIDE OPERATIONS	2,361,247.16	25,381.78
7012	UNAPP SALES OF TAX-DEEDED LAND	10019501	GF COUNTYWIDE OPERATIONS	-	-
7013	UNAPP PRIOR SECURED INSTALLMEN	10019501	GF COUNTYWIDE OPERATIONS	988,921.62	10,630.23
7014	UNAPP TAXES SUSPENSE	10019501	GF COUNTYWIDE OPERATIONS	1,943,699.22	20,893.43
7015	UNAPP SUPPLEMENTAL SECURED ASS	10019501	GF COUNTYWIDE OPERATIONS	1,323,428.77	14,225.95
7016	UNAPP SUPPLEMENTAL UNSECURED A	10019501	GF COUNTYWIDE OPERATIONS	610,620.22	6,563.75
7017	UNAPP UNITARY TAXES	10019501	GF COUNTYWIDE OPERATIONS	-	-
7018	MARIN COUNTY TOURISM & BUSINES	70186111	TOURISM MARIN CENTER LOCATIONS	283,984.27	3,052.64
7019	LOCALTRNSPFD-1/4%TAX	70199532	LTF OTHER SPECIAL DISTRICTS	4,088,653.85	43,950.22
7020	EDUCATIONAL REVENUE AUGMENTATI	70203551	EDUREVAUG PROPERTY TAX	11,760,687.95	126,419.31
7021	TRIPLE FLIP - SALES & USE TAX	70203551	EDUREVAUG PROPERTY TAX	-	-
7022	VLF SWAP COMP FUND	70203551	EDUREVAUG PROPERTY TAX	-	-
7024	MARIN COURT DISTRIBUTIONS	70249501	COURTDIS COUNTYWIDE OPERATIONS	1,915,327.39	20,588.45
7026	KOREAN VIETNAM MEMORIAL	70269501	KOREAN VIETNAM MEMORIAL	4,626.88	49.74
7027	DEFERRED COMP 457 PLAN	70279501	457P COUNTYWIDE OPERATIONS	205,163.36	2,205.36
7028	PROBATION DISTRIBUTIONS (SB 67	70282401	PRODIS PROBATION ADMN	324,066.25	3,483.49
7029	COUNTY CLERK DISTRIBUTIONS	70293281	CLKDIS COUNTY CLERK	21,315.50	229.13
7030	BUILDING SEISMIC EDUCATION	70305121	BLDG SEISMIC BUILDING SAFETY AD	135,241.98	1,453.76
7031	EIR - PLANNING & CDFG FEES	10019501	GF COUNTYWIDE OPERATIONS	153,216.07	1,646.97
7032	PERFORMANCE SECURITY DEPOSITS	10019501	GF COUNTYWIDE OPERATIONS	387,163.94	4,161.75
7033	EMERG MED AIR TRANSP	70339501	EMERAIR COUNTYWIDE OPERATIONS	785.61	8.44
7034	DNA IDENTIFICATION (PROP 69)	70342101	DNAIDPROP69 DEPUTY DA	3,620,266.69	38,915.38
7035	ASSET FORFEITURES 15% (H&SC 11	70352101	AF15 DEPUTY DA	202,870.26	2,180.72
7036	HIGH TECH THEFT APPREHENSION &	70362101	DA - SUNDRY TRUST	3,163,597.79	34,006.50
7037	ASSET FORFEITURES (H&SC 111489	70372101	DAASTFORF DEPUTY DA	330,307.31	3,550.58
7038	CONSUMER PROTECTION	70382101	CNSMRPRTCT DEPUTY DA	11,634,158.24	125,059.21
7039	PUBLIC GUARDIAN CONSERVATION	70391421	PUBLIC GUARDIAN CONSERVATION	1,966,641.54	21,140.04
7040	MCSO INMATE TASKFORC	10019501	GF COUNTYWIDE OPERATIONS	1,500.43	16.13
7041	PROPERTY TRANSFER TAX	10019501	GF COUNTYWIDE OPERATIONS	498,469.11	5,358.20
7042	STATE - VITAL STATISTICS FEES	70423301	STATE - VITAL STATISTICS FEES	386,477.29	4,154.37
7043	MARRIAGE RECORDS FEES	70433291	STCON RECORDING OPERATIONS	2,751.15	29.57
7044	DNA DATABASE	70443291	STDNA RECORDING OPERATIONS	351.64	3.78
7045	CIVIL FEES LEVIED	10019501	GF COUNTYWIDE OPERATIONS	609,955.38	6,556.60
7046	CENTRAL COLLECTIONS SUSPENSE	70463561	CENTRALCOLLSUSPCENTRALCOLL	399,775.29	4,297.31
7047	ESTATE OF DECEASED PERSONS	10019501	GF COUNTYWIDE OPERATIONS	68,714.63	738.64
7048	PUBLIC ADMINISTRATOR - ESTATE	70483531	PUBADMNEST PUBLICADMIN	6,578,699.76	70,716.50
7049	DCSS COLLECTIONS	21212011	CSS SR ADMIN AND OPERATIONS	-	-
7050	CA HERO PROGRAM - WRCOG	70509531	CA HERO PROGRAM - WRCOG	139.69	1.50
7051	YGRENE PACE CHFA CFD2014-1	70519531	YGRENE PACE CHFA CFD2014-1	164.66	1.77
7053	ARCC SB 2 HOUSING FEES	70533291	ARCC SB 2 HOUSING FEES	255,697.45	2,748.57
7054	SFBRA BAY AREA MEAS AA	70549532	SFBRA BAY AREA MEAS AA	1,375.81	14.79
7055	PAYROLL LIABILITY NEW	10019501	GF COUNTYWIDE OPERATIONS	1,320,485.15	14,194.31
7056	OPENPACE/ENERGYEFFICIENTEQUITY	70569531	OPENPACE/ENERGYEFFICIENTEQUITY	54.67	0.59
7060	ADMIN CITATION-ENFORCEMENT	70609544	ADMIN CITATION-ENFORCE SHERIFF	648.12	6.97
7601	JV INMATE WELFARE - FTBE	76019501	JUVNILE INMATE WELFARE-FTBE	40.69	0.44
7604	NSF CHECK CLEARING - FTBE	76049501	NSF COUNTYWIDE OPERATIONS	6,158.08	66.20
7605	PAYROLL LIAB-RETIRE - FTBE	10019501	GF COUNTYWIDE OPERATIONS	159,685.32	1,716.51
7607	LAND DEV SITE DEPOSI - FTBE	76075521	STDEPOS ADMINISTRATION	126.06	1.35
7609	PUBLIC SAFETY 1/2 SALES TAX	10019501	GF COUNTYWIDE OPERATIONS	189,172.95	2,033.48
7610	ARCC ABS2 UCB COLLECTION PROG	76143291	ARCC ABS2 UCB COLLECTION PROG	(508.85)	(5.47)

Q1-2026						
Earning				Average Daily Cash		
Fund	Earning Fund Name	Receiving Org	Receiving Org Name	Balance	Interest Earned	
7611	MERA 2016 BOND PROJ FUND	76118591	MERA 2016 BOND PROJ FUND	-	-	
7800	REDEVELOPMENT OBLIGATION RETIR	78005151	REDVLPMT OBLGRET REDEVELOPM	958,844.44	10,306.92	
7810	MARIN CO RDA-RPTTF	78109531	RDARPTTF CITIES	4,837.64	52.00	
7820	MARINCITYCSDTRSTFUND	10019501	GF COUNTYWIDE OPERATIONS	-	-	
7840	MARIN COUNTY PUBLIC FINANCING	78408171	MARIN COUNTY PUBLIC FINANCING	-	-	
8001	TRUST MARIN CITY CDS	10019501	GF COUNTYWIDE OPERATIONS	-	-	
8002	ALMNTE SANITDIST INV	80028391	ALTSANINV ALMONTE SANITARY	568,653.46	6,112.63	
8003	BOLINAS FPD INVESTMT	80038201	BFPDINVEST BOLINSFIRE	102,469.19	1,101.47	
8004	BOLINAS PUD INVESTMT	80048501	BPUDINVEST BOLCOMPUD	49,746.98	534.75	
8005	BOLINASPUDSPECRESINV	80058501	BPUDSPECRS BOLCOMPUD	1,915,327.71	20,588.46	
8006	RICHARDSONBAY SD INV	80068431	RCHBYSDINV RICHBAYSAN	6,688,608.03	71,897.94	
8007	SOUTHERN MRN FPD INV	80898251	SMFPD SOMARFIRE	17,605,871.83	189,251.02	
8008	SLPY HLW FPD INVEST	80088241	SHFPDINVST SLPHOLFIRE	2,839,972.68	30,527.75	
8009	STNSN BCH FPD INVEST	80098261	SBFPDINV STINSFIRE	7,786.76	83.70	
8010	ABANDONED VEHICLE ABATEMENT JP	80108851	ABVEH ABNDON VEH ABATEMENT	13,117.48	141.00	
8011	CA STRLIGHTGASSNJPA	80118571	CSLA CA STREET LIGHTING JPA	63,600.98	683.67	
8012	MARINEMERGRADAUTHJPA	80128591	MERA MARIN EMER RADIO AUTH JPA	2,534,393.99	27,242.99	
8013	MERA CAPITAL	80138591	MERA CAPITAL	-	-	
8014	MERA PROJECT	80148591	MERAPJ MERA JPA	87,138.89	936.68	
8015	MERA REPLACEMENT	80158591	MERAREP MERA JPA	2,132,246.27	22,920.18	
8016	MERA EMERGENCY	80168591	MERA EMERGENCY MERAJPA	469,280.93	5,044.45	
8017	MARINTELECOMAGCYJPA	80178581	MTA MARIN TELECOM AGCY JPA	111,250.56	1,195.87	
8018	MTA MEDIA CENTER	80188651	MTA MEDIA MTA JPA	36,776.61	395.32	
8019	MARIN GEN SVC AUTH JPA	80198641	MGSA ADMINISTRATION	433,877.34	4,663.88	
8020	MARIN MAP JPA	80208661	MARIN MAP MGSA JPA	475,287.62	5,109.02	
8021	ZERO WASTE MGMT JPA OPERATING	80218601	ZWMJPA ADMIN OPS	1,354,171.82	14,556.42	
8022	ZWM HOUSEHOLD HAZ WASTE-RESTR	80228601	ZWM HSHLD HAZ WSTE PROGRAM	2,540,881.38	27,312.73	
8023	ZWM. ZERO WASTE-RESTR	80238601	ZWM ZERO WASTE PROGRAM	155,382.24	1,670.25	
8024	MARINET CONSORTIUM	80248671	MARINETCON MARINET	1,552,847.05	16,692.04	
8025	MARINET SINKING FUND	80258671	MARINETSF MARINET	651,666.64	7,004.97	
8026	MARIN FIRST FIVE	80268791	FIRST FIVE MARIN ADMIN	217,673.44	2,339.84	
8027	LOCAL AGENCY FORMCOMM	80278771	LOCAL AGENCY FORMATION COMM	321,550.78	3,456.45	
8028	M/CORESRRCCONSERVDIST	80288611	MCCD MC RESOURCE CONSERV DIST	645,427.38	6,937.90	
8034	METTRNSPCOMPC1463.26	80349532	METTRSP OTR SPECIAL DISTRICTS	5,141.65	55.27	
8035	ALMONTESANITARYDISTR	80358391	ALMNTESD ALMONTESAN	133,267.05	1,432.53	
8036	ALTOSANITARYDISTRICT	80368401	ALTO SD	1,009,426.67	10,850.64	
8037	BAY AREA AIR QUALITY MANAGEMEN	10019501	GF COUNTYWIDE OPERATIONS	2,205.99	23.71	
8038	BAFPAA	10019501	GF COUNTYWIDE OPERATIONS	-	-	
8039	BEL MARIN KEYS CSD	10019501	GF COUNTYWIDE OPERATIONS	3,114.02	33.47	
8040	B/MRINKEYSCSD2001-1	10019501	GF COUNTYWIDE OPERATIONS	-	-	
8041	B/MRINKEYSCSD2001-2	10019501	GF COUNTYWIDE OPERATIONS	-	-	
8042	BOLINAFIREPROTDISTR	80428201	BOLFPD BOLINSFIRE	406,396.10	4,368.48	
8043	BOLINFPDFIREH/CLINIC	80438212	BFPDFCL BOLINAS FIREHS CLINIC	24,255.15	260.72	
8044	BOLINAS FPD DEBT SVC	80448212	BFOD DSV BOLINAS FIREHS CLINIC	18,289.83	196.60	
8045	BOLINAS FPD VEH REPL	80458201	BFPDVEHREP BOLINSFIRE	2,126,674.98	22,860.29	
8046	BOLINAS COMMUNITYPUD	80468501	BOLCOMMPPUD BOLCOMPUD	136,442.20	1,466.66	
8047	BOLINCPUD LOANREPY	80478501	BCPUDLNREP BOLCOMPUD	154.64	1.66	
8048	BOLINCPUDBONDREDEMPT	10019501	GF COUNTYWIDE OPERATIONS	553.71	5.95	
8049	BOLINAS 77 BOND REDEMPTION	80468501	BOLCOMMPPUD BOLCOMPUD	79.56	0.85	
8050	RICHARDSON BY REG TR	80508561	RBRATR RICHARDSON BAY REG	3,608,117.72	38,784.78	
8051	HMSTD VLY SANI DIST	80518411	HOMESTEAD VALLEY SANITARY DIST	2,077,204.03	22,328.52	
8052	INVERNESS PUD	10019501	GF COUNTYWIDE OPERATIONS	700.98	7.53	
8053	K/FIELDFIREPROTDISTR	80538221	KFIELDFPD KENTDFIRE	14,094,212.77	151,503.10	
8054	L/GALNSVLY SANI DIST	10019501	GF COUNTYWIDE OPERATIONS	21,521.24	231.34	
8055	LGVS D 2003 PROCEEDS	10019501	GF COUNTYWIDE OPERATIONS	-	-	
8057	LGV SD LOS RANCHITO	10019501	GF COUNTYWIDE OPERATIONS	-	-	
8058	MARIN CITY CSD	80588071	MCCSD GF ADMINISTRATION	161,802.91	1,739.27	
8059	MARINCITYCSD COMPLAN	80598081	MCCSD SEN CDBG INTERGEN'L GARD	51,152.15	549.85	
8060	MARINCTYMANZANITAREN	80608091	MCCSD CAP PRIVATE / FOUNDATION	(53,604.74)	(576.21)	
8061	PER CAP GRANT	80618101	MCCSD REC BREATHE GRANT	50,032.31	537.81	
8062	MRNMUNWATDISTFIREFLW	10019501	GF COUNTYWIDE OPERATIONS	5,474.91	58.85	
8063	MMWD-WOLFBACK RIDGE	10019501	GF COUNTYWIDE OPERATIONS	-	-	
8064	MOSQUITO ABATEMENT	80648831	MOSQABTMNT SM MOSQUITO CENTER	19,247,092.49	206,893.01	
8067	MARINWOOD CSD	80678021	MWCS D MARINWOOD PARKS ADMN	8,248,127.56	88,661.70	
8068	MAIRNWOOD CSD MEAS A	80688021	MWMA MWCS D PARKS ADMIN	238,333.28	2,561.92	
8069	MUIR BEACH CSD	10019501	GF COUNTYWIDE OPERATIONS	212.01	2.28	

Q1-2026						
Earning				Average Daily Cash		
Fund	Earning Fund Name	Receiving Org	Receiving Org Name	Balance	Interest Earned	
8070	NORTH MARIN WATER	10019501	GF COUNTYWIDE OPERATIONS	573.95	6.17	
8073	STP SRF LOAN REPYMT	80738531	STPSRFLOAN NOMARWAT	1,057,328.03	11,365.55	
8076	NVTOFIREPROTECTDISTR	80768231	NVTOFPD NOVATOFIRE	50,107,238.26	538,618.37	
8077	SANITATION DISTRICT 6 - NOVATO	10019501	GF COUNTYWIDE OPERATIONS	27,151.72	291.86	
8078	RCHRDSNBAYSANIDIST	80788431	RCHBYSD RICHBAYSAN	85,319.15	917.12	
8079	RICHARDBAYCAPIMPRESV	80798431	RCHBYCIR RICHBAYSAN	2,190,090.80	23,541.97	
8080	ROSS VALLEYPARAMEDIC	10019501	GF COUNTYWIDE OPERATIONS	2,496.19	26.83	
8081	SANITATION DISTRICT 1 - ROSS V	10019501	GF COUNTYWIDE OPERATIONS	33,565.62	360.81	
8082	ROSS VLY OAK AVE DSF	80828351	RVOAK-DSF SD1ROSVLY	839.57	9.02	
8083	SANRAFAELSANIDISTR	80838441	SRSD SRSAN	37,471,093.12	402,788.50	
8084	S/RFLSD-EQUPREPLRSRV	80848441	SRSDEQREPR SRSAN	852,534.29	9,164.16	
8085	SRSD BAYSIDEACRES AD	80858441	SRSD BAYSID SRSAN	19,534.48	209.98	
8086	S/RFL SD-ESR DRAIN1	80868441	SRSDESRDR1 SRSAN	90,097.54	968.49	
8087	SAULITO MRNCITSNDST	10019501	GF COUNTYWIDE OPERATIONS	9,155.62	98.42	
8088	SLPYHLWFIREPROT DIST	80888241	SHP SLPHOLFIRE	2,239,925.79	24,077.66	
8089	SOMARINFIREPROTDIST	80898251	SMFPD SOMARFIRE	3,668,749.68	39,436.54	
8090	STNSNBCHFIREPROTDIST	10019501	GF COUNTYWIDE OPERATIONS	1,327.44	14.27	
8091	STNSNBCHWATERDISTR	10019501	GF COUNTYWIDE OPERATIONS	1,462.40	15.72	
8093	STRWBRYRECDISTRICT	80938551	STRWBRECDT STRAWBREC	1,783,198.79	19,168.16	
8094	STRWBRYRECVACATONRES	80948551	STRWBRECVC STRAWBREC	6,115.28	65.74	
8095	STRWBRYZN 5 DE SILVA	80958551	STRWBZN5DS STRAWBREC	9,008.91	96.84	
8096	STRWBRY REPLACEMENT	80968551	STRWBREPLC STRAWBREC	1,733,753.28	18,636.66	
8097	STRWBRYZN 4 2004 BND	80978551	STRWB04ZN4 STRAWBREC	9,552.84	102.69	
8098	STRWBRY DEBT SVC	80988551	STRWBDBTSV STRAWBREC	4,949.92	53.21	
8099	STRWBRY MEAS A OS	80998551	STRWBOSMSA STRAWBREC	179,999.25	1,934.87	
8100	STRWBRYZN 4 2004/14	81008551	STRWB14ZN4 STRAWBREC	1,239.63	13.32	
8101	STRWBRYZN 4 MEAS B	81018551	STRWBZ4MSB STRAWBREC	857,112.28	9,213.37	
8102	STRWBRYZN42004/14DBT	81028551	STRWBRYZN42004/14DBT	-	-	
8103	TAM CSD	10019501	GF COUNTYWIDE OPERATIONS	12,700.26	136.52	
8104	TIBFIREPROTECTDISTR	10019501	GF COUNTYWIDE OPERATIONS	8,143.67	87.54	
8105	SANITATION DISTRICT 5 - TIBURO	10019501	GF COUNTYWIDE OPERATIONS	8,456.21	90.90	
8106	TMALESVILAGCSD-SEWER	10019501	GF COUNTYWIDE OPERATIONS	187.02	2.01	
8107	CITY OF BELVEDERE	10019501	GF COUNTYWIDE OPERATIONS	10,357.00	111.33	
8108	TOWN OF CORTE MADERA	10019501	GF COUNTYWIDE OPERATIONS	7,712.12	82.90	
8109	TOWN OF FAIRFAX	10019501	GF COUNTYWIDE OPERATIONS	8,837.40	95.00	
8110	CITY OF LARKSPUR	10019501	GF COUNTYWIDE OPERATIONS	15,519.33	166.82	
8111	CITY OF MILL VALLEY	10019501	GF COUNTYWIDE OPERATIONS	30,496.30	327.81	
8112	CITY OF NOVATO	10019501	GF COUNTYWIDE OPERATIONS	15,334.86	164.84	
8113	N VINT-OAKS RDA_RPTT	81139531	VINOKS CITIES	47.71	0.51	
8114	N-HAMILTON RDA_RPTTF	81149531	HAMIL CITIES	16,686.32	179.37	
8115	N-DOWNTOWN RDA RPTTF	81159531	NDTWN CITIES	9,240.87	99.33	
8116	NOVATO RDA-CSSF RSRV	10019501	GF COUNTYWIDE OPERATIONS	9.04	0.10	
8117	NOVATORDA AST-CLGMAR	10019501	GF COUNTYWIDE OPERATIONS	25.82	0.28	
8118	NOVATO RDA AST - USD	10019501	GF COUNTYWIDE OPERATIONS	125.54	1.35	
8119	TOWN OF ROSS	10019501	GF COUNTYWIDE OPERATIONS	6,794.50	73.04	
8120	TOWN OF SAN ANSELMO	10019501	GF COUNTYWIDE OPERATIONS	15,660.57	168.34	
8121	CITY OF SAN RAFAEL	10019501	GF COUNTYWIDE OPERATIONS	27,875.78	299.64	
8122	SAN RAFAEL RDA RPTTF	81229531	SRPTTF CITIES	697.35	7.50	
8123	CITY OF SAUSALITO	10019501	GF COUNTYWIDE OPERATIONS	9,270.34	99.65	
8124	TOWN OF TIBURON	10019501	GF COUNTYWIDE OPERATIONS	9,211.15	99.01	
8125	MARIN HLTHCR DIST MEASURE F	81259531	MRNHLTHMF CITIES	7,128.31	76.62	
8126	MARIN CITY CSD - MEAS A	81268111	MEASURE A	44,743.35	480.96	
8127	MERA NEXT GEN SYSTEM PROJ FD	81278591	MERA NEXT GEN SYSTEM PROJ FD	1,715,180.14	18,437.01	
8128	MERA 2016 BOND PROJ FUND	81288591	MERA 2016 BOND PROJ FUND	-	-	
8129	ALTO SANITARY DIST INVESTMENT	81298401	ALTO SANITARY DIST INVESTMENT	592,770.76	6,371.88	
8130	FRHSCMPRKAGCY MESA PARK	10019501	GF COUNTYWIDE OPERATIONS	157.68	1.69	
8131	GARDEN VALLEY DEBT SERVICE	81319532	GRDNVLYDEBTSVS NCTYAGCY	95.70	1.03	
8134	SANIDIST 2 - CORTE MADERA	10019501	GF COUNTYWIDE OPERATIONS	9,588.66	103.07	
8135	CSCDA-CALIFORNIA FIRST	81359531	CSCDA COUNTYWIDE OPERATIONS	401.63	4.32	
8136	MARIN HEALTHCARE MEAS F (2017)	81369532	MARIN HEALTHCARE MEAS F (2017)	6,702.22	72.05	
8137	PEI GRANT	81378011	PEI GRANT	(0.10)	-	
8138	HEAL GRANT	80588071	MCCSD GF ADMINISTRATION	1,212.31	13.03	
8139	ROCKY GRAHAM PARK	81398011	ROCKY GRAHAM PARK	-	-	
8140	ZERO WASTE	81408011	ZERO WASTE	-	-	
8141	NEOP GRANT	80588071	MCCSD GF ADMINISTRATION	3,129.76	33.64	
8142	PROBATION GRANT	80588071	MCCSD GF ADMINISTRATION	3,616.43	38.87	

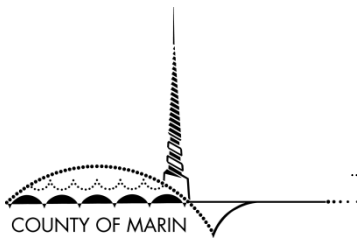
Q1-2026						
Earning				Average Daily Cash		
Fund	Earning Fund Name	Receiving Org	Receiving Org Name	Balance	Interest Earned	
8143	CDBG GRANT	81438011	CDBG GRANT	-	-	-
8144	SUMMER PROGRAM	81448151	MCCSD YTH SUMMER	(122,517.77)	(1,316.98)	
8150	MARIN WILDFIRE PREVENTION AUTH	81508161	MARIN WILDFIRE PREVENTION AUTH	11,754,407.60	126,351.80	
8620	TIBURON RDA	10019501	GF COUNTYWIDE OPERATIONS	-	-	
8680	CRTEMADERACREEKBRDGE - FTBE	80298741	TAM CONGESTION MGT AGENCY	-	-	
8690	BELLEVUEAVECONSTRUCT - FTBE	86909532	BELLAVE OTR SPECIAL DISTRICTS	1,723.40	18.52	
8700	CALTURAVISTA CONSTRUC - FTBE	87009532	CALVIS OTR SPECIAL DISTRICTS	116,987.66	1,257.54	
8710	SUPPL CONSTRUCTION - FTBE	87109532	SUPCON OTR SPECIAL DISTRICTS	786,273.91	8,451.90	
8720	DOLANAVECONSTRUCTION - FTBE	87209532	DOLAN OTR SPECIAL DISTRICTS	31,339.11	336.87	
8730	MRINESTUNDRGRNDCONST - FTBE	87309532	MEUDR OTR SPECIAL DISTRICTS	15,476.91	166.36	
8740	WEST CAL AVE CONSTRU - FTBE	87409532	WESTCAL OTR SPECIAL DISTRICTS	68,995.99	741.66	
8750	REASSMT-PACHECOVLYAD - FTBE	87508501	REAMT PACH VLY AD BOLCOM PUD	89.64	0.96	
8755	INVERNESS REV BND 79A-FTBE	87558511	INVERNESSREVBND79A INVPUD	117.58	1.27	
8760	INVERNESSREVBOND79A - FTBE	87608511	INRVBND79A INVERNESS PUD	-	-	
8770	INVERNESSREVBOND79B- FTBE	87708511	INRVBND79B INVERNESS PUD	53.39	0.57	
8780	INVERNESSREVBOND79C - FTBE	87808511	INRVBND79C INVERNESS PUD	22.36	0.24	
8820	WORKFORCE ALLIANCE NO BAY JPA	88218861	WORKFORCE ALLIANCE NO BAY JPA	195,694.32	2,103.58	
A002	SUPPREVAUGFUND(SRAF) - FTBE	A0029001	SRAF MCOE	(604,812.03)	(6,501.31)	
A003	SERAF AB 4X26 - FTBE	A0039001	SERAF MCOE72003	814.72	8.76	
A010	MCOE CO SCHOOL SVC	A0109001	MCOECOSCHL MCOE40010	60,178,514.05	646,877.67	
A020	CA COLLABORATIVE ED EXCELLENCE	A0209001	CA COLLABORATIVE ED EXCELLENCE	119,817,452.82	1,287,955.27	
A100	CSSF SP ED SELPA	A0109001	MCOECOSCHL MCOE40010	(410,123.20)	(4,408.54)	
A120	MCOE CHILD DEVELPMNT	A1209001	MCOECHDDEV MCOE40120	738,678.46	7,940.29	
A130	MCOE CAFETERIA	A1309001	MCOE CAFETERIA	(27,869.23)	(299.57)	
A140	MCOE DEFERRED MAINT	A1409001	MCOEDEFMNT MCOE40140	736,788.49	7,919.97	
A170	MCOE NON-CAPOUTLAY1	A1709001	MCOENCOTLY1 MCOE40171	5.48	0.06	
A190	SCHOOLS RULE	A1909001	SCHOOLS RULE MCOE40095	769,238.46	8,268.78	
A350	MCOE-CSSF1A/SB50	A3509001	MCOE1ASB50 MCOE40350	213.02	2.29	
A400	MCOE SR CAPOUTLAY 1	A4009001	MCOESRCPO1 MCOE40401	16,934,614.41	182,035.47	
A640	MCOE WALKERCREEK ENT	A6409001	MCOE WALKER CRK ENT NOVA40640	438,202.54	4,710.37	
A680	MCOE RETIREE INSURAN	A6809001	MCOERETINS MCOE40680	1,258,605.80	13,529.15	
A730	MCOE FOUND TRUST 1 - FTBE	A7309001	MCOEFNDR1 MCOE40731	-	-	
A770	PYRL WARNT PASS-THRU	A7709001	MCOE PAYROLL WARRANT PASSTHR	2,388,856.56	25,678.57	
A780	ROSS VALLEY CHARTER AGENCY	A7809001	ROSS VALLEY CHARTER AGENCY	61,865.60	665.01	
A790	MCOE CUSTODIAL SCHOLARSHIP FD	A7909001	MCOE CUSTODIAL SCHOLARSHIP FD	6,310.32	67.83	
A800	NOVATO CHARTER AGENCY	A8009001	NOVATO CHARTER AGENCY	49,896.85	536.36	
B010	BOL-STNSN GENERAL	B0109011	BS GF MCOE41010	1,597,426.22	17,171.24	
B130	BOL-STNSNCAFETERIA	B1309011	BS CAFE MCOE41130	46,871.59	503.84	
B140	BOL-STNSN DEF MAINT	B1409011	BS DEF MNT MCOE41140	1,891.54	20.33	
B200	BOLINAS RET BENEFITS	B2009011	BOLRETBENF MCOE41200	259,180.50	2,786.01	
B350	BOLINAS BLDG 1A/SB50	B3509011	BOL1ASB50 MCOE41350	55.88	0.60	
B400	BOL-STNSN CAPOUTLAY	B4009011	BS CAPOTLY MCOE41401	429,723.15	4,619.23	
C010	MILLER CREEK GENERAL	C0109021	MILLER CREEK GENRL DIXIE42010	3,566,929.97	38,342.05	
C130	MILLER CREEK CAFETERIA FUND	C1309021	MILLER CREEK CAFETERIA FUND	1,547.44	16.63	
C140	MILLER CREEK DEF MAINT	C0109021	MILLER CREEK GENRL DIXIE42010	-	-	
C210	MILLER CREEK BLDG 1 2014A	C2309021	MILLERCRKBLDG #3 2014 SERIES B	-	-	
C220	MILLER CREEK BUILDING 2	C2209021	MILLERCRKBLDG #2 DIXIE ELEM SCH	43,120.92	463.52	
C230	MILLCRK BLDG #3 2014 SERIES B	C2309021	MILLERCRKBLDG #3 2014 SERIES B	-	-	
C250	MILLER CREEK CAPFACILITIE1	C2509021	MILLER CREEKCAPFAC1 DIXIE42251	339,895.20	3,653.64	
C350	MILLER CREEK CAP OUTLAY 1	C3509021	MILLER CREEK CAP OUTLAY 1	9,072,583.47	97,524.04	
C400	MILLER CREEK CAP OUTLAY 1	C4009021	MILLERCRK CREEK DBTSVCF DIXIE42560	1,604,431.90	17,246.54	
C410	MILLER CREEK CAP OUTLAY 2	C4109021	MILLER CREEKCAPOTY1 DIXIE42401	2,437,734.60	26,203.97	
C512	MILLER CREEK I&R 2011 REF	C5129021	MILCRKBD INTRED2014 MC42513	600,802.92	6,458.22	
C513	MILLER CREEK I&R 2014A	C5139021	MILLER CREEKBLDG FD1 2014 SERA	236,888.66	2,546.39	
C514	MILLCRK BOND I R 2014 SERIES B	C5149021	MILLCRK BOND I R 2014 SERIES B	266,885.55	2,868.84	
C560	MILLER CREEK DEBT SVC FUND	C5609021	MILLERCRKREKIR11RF MILCRK42512	0.03	-	
C680	MILLER CREEK SELF INSURANCE	C6809021	DIXSLFINS DIXIE42680	86,566.81	930.53	
D010	KENTFIELD GENERAL	D0109031	KNTFGENRL KENT43010	3,280,989.59	35,268.38	
D140	KENTFIELD DEF MAINT	D1409031	KNTFDMNT KENT43140	6,713.23	72.16	
D170	KENTFIELD SR NON CAP OUTLAY	D0109031	KNTFGENRL KENT43010	-	-	
D220	KENTFIELD BLDG FUND	D2209031	KTFBLDG KENTFIELD ELEM SCH	34,896,674.97	375,115.27	
D260	KENTFLD CAP FAC 2	D2609031	KNTFCPFAC2 KENT43252	160,746.35	1,727.91	
D270	KENTFLD CAP FAC 3	D2709031	KNTFCPFAC3 KENT43253	136,827.13	1,470.80	
D350	KENTFIELD SD BLDG PROP 1A/SB50	D3509031	KENTFIELD SD BLDG PROP 1A/SB50	2,303,472.66	24,760.75	
D400	KENTFIELD CAP OUTLAY	D4009031	KNTFCAPOTL KENT43401	1,141,994.19	12,275.65	
D510	KENT SCH BOND 98	D5139031	KNTFLDBDINT KENTFIELD ELEM SCH	-	-	

Q1-2026						
Earning				Average Daily Cash		
Fund	Earning Fund Name	Receiving Org	Receiving Org Name	Balance	Interest Earned	
D512	KENT I&R 2011 REFUND	D5129031	KNTFIR11R KENT43512	271,071.37	2,913.83	
D513	KNTFLD BOND INT AND RDMPTION	D5139031	KNTFLDBDINT KENTFIELD ELEM SCH	341,668.67	3,672.70	
D514	KENTFIELD BOND INT & REDEMPTIO	D5149031	KENTFIELD BOND INT & REDEMPTIO	566,014.08	6,084.26	
D515	KENTFIELD 2025 GO BOND SER A	D5159031	KENTFIELD 2025 GO BOND SER A	908,819.04	9,769.18	
D516	KENTFIELD 2025 REFUNDING BONDS	D5169031	KENTFIELD 2025 REFUNDING BONDS	(136,562.67)	(1,467.96)	
E010	LAGUNA JT ELEMSCHGEN	E0109041	LGNAJTELM LAGUNA JT ELEM SCH	1,618,610.76	17,398.95	
E130	LAGUNA CAFETERIA	E1309041	LAGUNA CAFETERIA	2,521.84	27.11	
F010	LAGUNITAS GENERAL FUND	F0109051	LGNTSGENFD LAGUNITAS ELEM SCH	2,071,423.67	22,266.38	
F120	LAGUNITAS CHILD DEVELOPMENT	F1209051	LAGUNITAS CHILD DEVELOPMENT	36,228.78	389.44	
F130	LAGUNITAS CAFETERIA	F1309051	LGNTSCAFE LGAS45130	(5,996.03)	(64.45)	
F140	LAGUNITAS DEF MAINT	F1409051	LGNTSDEFMN LGAS45140	25,000.00	268.73	
F210	LAGUNITAS BLDG 1	F0109051	LGNTSGENFD LAGUNITAS ELEM SCH	-	-	
F250	Lagunitas Capital Facility #1	F2509051	DIXIE IR 2014A LGAS ELM SCHOOL	11,681.54	125.57	
F350	Lagunitas Building Prop 1A/SB5	F3509051	LGNTSCAPF1 LGAS45251	2,773.38	29.81	
F400	Lagunitas Capital Outlay	F4009051	LGNTS1ASB50 LGAS45350	5,506.61	59.19	
F510	Lagunitas Bond I & R 2005	F5109051	LGNTSCAPOT LGAS45401	12,245.02	131.62	
F511	LAGUNITAS BOND I & R	F5119051	LGNTSBDIR LGAS45510	14,778.61	158.86	
F512	LAGUNITAS BOND I & R 2013B	F5129051	LAGUNITAS BND I AND R 2013B	29,678.37	319.02	
F513	LAG I&R 2021 REFUNDING	F5139051	LAG I&R 2021 REFUNDING	54,039.42	580.89	
G010	LARKSPUR GENERAL	G0109061	LARKSPUR GENERAL	12,389,972.92	133,183.69	
G130	LARKSPUR CAFETERIA	G1309061	LARKSPUR CAFE	8,899.15	95.66	
G140	LARKSPUR DEF MAINT	G1409061	LARKDEFMNT	91,920.85	988.08	
G210	LARKSPUR BLDG 1	G2109061	LARKSPUR BLDG 1	32,765.59	352.21	
G220	LARKSPUR BLDG 2 - FTBE	G2209061	LARKSPR BLDG 2 - FTBE	-	-	
G230	LARKSPUR BLDG FD 3	G2309061	LARKBLD3 LARK46213	-	-	
G250	LARKSPUR CAP FAC 1	G2509061	LARKCAPFC1 LARK46251	366,738.07	3,942.18	
G350	LARK-CM MAD BLD PROP 1A/SB50	G3509061	LARK-CM MAD BLD PROP 1A/SB50	4,535,317.51	48,751.55	
G511	LARK SCH BNDS 2000 B	G5119061	LARKSBD00B LARK46511	4,704.64	50.57	
G512	LARKIR2011REFND00A-B	G5129061	LARKIR11AB LARK46512	494,528.30	5,315.84	
G513	LARKSPUR I&R 2011A	G5139061	LARKIR11A LARK46513	729,181.81	7,838.20	
G514	LARKSPUR I&R 2014A	G5149061	LARKIR14A LARK46514	28,762.10	309.17	
G515	LCMSD I&R REFUNDING 2000A	G5159061	LCMSD I&R REFUNDING 2000A	490,041.37	5,267.61	
G516	LCMSD I&R REFUNDING 2011B	G5169061	LCMSD I&R REFUNDING 2011B	497,697.33	5,349.90	
I510	P/LUMAHIGH SCHOOLBNDS	10019501	GF COUNTYWIDE OPERATIONS	1,059.21	11.39	
I511	SANTA ROSA JC BONDS	10019501	GF COUNTYWIDE OPERATIONS	(976.27)	(10.49)	
I900	PETALUMA HIGH SCHOOL	10019501	GF COUNTYWIDE OPERATIONS	391.26	4.21	
I950	S/ROSAJC - LAGUNA JT	10019501	GF COUNTYWIDE OPERATIONS	99.01	1.06	
J010	MILL VALLEY GENERAL	J0109081	MVGF MVAL48010	14,020,240.89	150,707.95	
J130	MILL VALLEY CAFETERI	J1309081	MVCAFE MVAL48130	105,134.28	1,130.12	
J140	MILL VALLEY DEF MAIN	J1409081	MVDEFMAIN MVAL48140	-	-	
J200	MV POST EMP BENEFITS	J2009081	MVPSTEMPBN MVAL48200	279,848.67	3,008.18	
J210	MVSD BUILDING FUND 2022	J2109081	MVSD BUILDING FUND 2022	89,533,195.91	962,420.32	
J250	MILL VALLEY CAPFAC1	J2509081	MVCAPFAC1 MVAL48251	500,171.02	5,376.50	
J350	MV BLDGPROP 1A/SB50	J4009081	MVCAPOTLY1 MVAL48401	-	-	
J400	MV CAP OUTLAY 1	J4009081	MVCAPOTLY1 MVAL48401	1,448,107.23	15,566.16	
J402	MILL VALLEY 2009 SRS A AQUIS	J4029081	MV2009SA MILL VALLEY ELEM SCH	-	-	
J510	MILL VALLEY BOND 94A	J5109081	MVBND94A MVAL48510	142,845.36	1,535.49	
J514	M VAY 2009 SER A DSF	J5149081	MV09-A DEF MVAL48514	26,247.07	282.14	
J515	MILL VALLEY I&R 2009	J5159081	MV IR 09 MVAL48515	807.66	8.68	
J516	MILL VALLEY 2017 REFNDNG 2009	J5169081	MILL VALLEY 2017 REFNDNG 2009	894,222.28	9,612.27	
J517	MILLVALLEY 2017REFUNDING 2009B	J5179081	MILLVALLEY 2017REFUNDING 2009B	456,963.54	4,912.04	
J518	MVSD 2022 GO BOND SERIES A	J5189081	MVSD 2022 GO BOND SERIES A	842,388.50	9,055.10	
J519	MV 2022 GO BOND SERIES B	J5199081	MV 2022 GO BOND SERIES B	1,581,490.64	16,999.94	
K010	NICASIO GENERAL	K0109091	NICSGENRL NICA49010	924,516.30	9,937.92	
K140	NICASIO DEF MAINT	K1409091	NICSDEFMNT NICA49140	65,231.71	701.20	
K511	NICASIOBONDI&R 2011	K5119091	NICSIR2011 NICA49511	46,378.97	498.54	
M010	REED GENERAL	M0109111	REEDGEN REED51010	12,818,639.84	137,791.57	
M130	REED CAFETERIA	M1309111	REEDCAFE REED51130	197,064.66	2,118.31	
M140	REED DEF MAINT	M1409111	REEDDEFMNT REED51140	20,422.55	219.53	
M250	REED CAP FAC 1	M2509111	REEDCPFAC1 REED51251	72,005.46	774.01	
M410	REED CAP OUTLAY 2	M4109111	REEDCPOTL2 REED51402	714,933.40	7,685.04	
M420	REED CAP OUTLAY 3	M4209111	REEDCPOTL3 REED51403	2,402,202.78	25,822.03	
M513	REED I&R '11 REF 2,4	M5169111	RD I&R 2022 REFUNDING	59.11	0.64	
M514	REED IR2012REFUND06	M5169111	RD I&R 2022 REFUNDING	20.05	0.21	
M515	REED BND I & R REFUND 2011	M5159111	REED BND I & R REFUND 2011	569,800.69	6,124.97	
M516	RD I&R 2022 REFUNDING	M5169111	RD I&R 2022 REFUNDING	695,493.47	7,476.08	

Q1-2026						
Earning				Average Daily Cash		
Fund	Earning Fund Name	Receiving Org	Receiving Org Name	Balance	Interest Earned	
N010	ROSS GENERAL	N0109121	ROSSGENRAL ROSS52010	4,266,742.35	45,864.55	
N130	ROSS CAFETERIA FUND	N1309121	ROSS CAFETERIA FUND	18,879.44	202.94	
N140	ROSS DEF MAINT	N1409121	ROSSDEFMNT ROSS52140	525,511.21	5,648.89	
N170	ROSS NNCAPO OUTLAY 1 - FTBE	N0109121	ROSSGENRAL ROSS52010	-	-	
N200	ROSS POST EMP BENS RSRV	N2009121	RSPSTEMPBEN ROSS	1,159,527.72	12,464.13	
N210	ROSS BLDG 1	N0109121	ROSSGENRAL ROSS52010	-	-	
N250	ROSS CAPITAL FAC 1 DEVPR FEES	N2509121	ROSS CAPITAL FAC 1 DEVPR FEES	45,061.00	484.38	
N510	ROSS 2006 BOND I & R	N5139121	ROSSBD14IR ROSS52513	403,015.13	4,332.13	
N512	ROSS SCH BOND 2008-2	10019501	GF COUNTYWIDE OPERATIONS	8,826.49	94.88	
N513	ROSSBOND2014 I&R REF	N5139121	ROSSBD14IR ROSS52513	126,635.79	1,361.25	
N514	ROSS 2019 REFUNDNG SERIES 2008	N5149121	ROSS 2019 REFUNDNG SERIES 2008	84,778.59	911.31	
N680	ROSS RETIREE BENE	N2009121	RSPSTEMPBEN ROSS	-	-	
P010	ROSS VALLEY GENERAL	P0109131	RV GF RVAL53010	4,306,705.46	46,294.12	
P130	ROSS VALLEY CAFETERI	P1309131	RV CAFE RVAL53130	60,891.02	654.54	
P140	ROSS VALLEY DEF MAIN	P1409131	RV DEFMNT RVAL53140	454,460.74	4,885.14	
P210	ROSS VALLEY BLDG 1	P2109131	RV BLD1 RVAL53211	-	-	
P220	ROSSVALBLD 2 2010 A	P2209131	RVBLD210A RVAL53212	-	-	
P230	ROSSVALLBLD 3 99/01	P2309131	RVBDR99 RVAL53514	-	-	
P250	ROSS VALLEY CAPFAC1	P2509131	RVCAPFAC1 RVAL53251	270,776.17	2,910.66	
P350	ROSS VALLEY FACILITI	P3509131	RVFACILITI RVAL53350	2,412.23	25.93	
P400	RV CAPITAL OUTLAY 1	P4009131	ROSS VALLEY CAP OUTLAY 1	1,820,839.85	19,572.78	
P510	RV 1999 BOND I & R	P5109131	RV99BD1R RVAL53510	56,479.24	607.11	
P512	ROSSVALBND I&R 2010A	P5129131	RVBDR10A RVAL53512	116,215.36	1,249.23	
P513	ROSS VALLEY TRAN	P5139131	RV TRAN RVAL53513	0.04	-	
P514	ROSSVALBOND I&R99/01	P5149131	RVBD99-01 IR RVAL53213	432,337.96	4,647.34	
P516	ROSSVLYBDI&RSER2013A	P5169131	RVBR2013A RVAL53516	6,470.29	69.55	
P517	ROSS VALLEY BOND IR	P5179131	ROSS VALLEY BOND IR	178,481.21	1,918.55	
P518	ROSS VALLEY BOND I R 2017A	P5189131	ROSS VALLEY BOND I R 2017A	95,369.96	1,025.16	
P519	RV 2022 GO REFUNDING BOND	P5199131	RV 2022 GO REFUNDING BOND	140,922.23	1,514.82	
P560	ROSS VALLEY DEBT SERVICE	P0109131	RV GF RVAL53010	-	-	
Q010	SANRAFAEL ELEM GEN'L	Q0109141	SREGF SREL54010	17,252,733.89	185,455.03	
Q120	SR ELEM CHILD DEV	Q1209141	SRECHLDDEV SREL54120	870.74	9.36	
Q130	SR ELEM CAFETERIA	Q1309141	SRECAFE SREL54130	783,214.03	8,419.01	
Q140	SR ELEM DEF MAINT	Q1409141	SREDEFMNT SREL54140	542,696.58	5,833.62	
Q200	SR ELEM OPEB RESERVE	Q2009141	SREOPEBRES SREL54200	5,317,593.67	57,160.48	
Q210	SR ELEM BLDG 1	Q2109141	SREBLD1 SREL54211	-	-	
Q211	SRE BUILDING FUND #2 2022	Q2119141	SRE BUILDING FUND #2 2022	46,181,810.43	496,422.72	
Q250	SR ELEM CAPFAC 1	Q2509141	SRECAPFAC1 SREL54251	572,135.72	6,150.07	
Q350	SR ELEM BLDG 1A/SB50	Q3509141	SREB1ASB50 SREL54350	2,596.29	27.91	
Q400	SR ELEM CAPOUTLAY 1	Q4009141	SRECAPOTL1 SREL54401	2,815,654.62	30,266.35	
Q514	SRE 2002BBOND I & R	Q5149141	SRE02BBDIR SREL54514	1,503,221.44	16,158.60	
Q515	SRE 2002CBOND I & R	Q5159141	SRE02CBDIR SREL54515	368,288.25	3,958.85	
Q517	SRE I&R 2011 REFUND	Q5179141	SREIR11REF SREL54517	90,213.37	969.73	
Q518	SRE Bond I and R 2011 Refund	Q5189141	SRE Bond I and R 2011 Refund	252,063.29	2,709.51	
Q519	AR ELEM BOND I&R SERIES B	Q5199141	SR ELEM BOND I&R SERIES B	399,666.04	4,296.13	
Q520	SR ELEM BOND I & R 2015C	Q5209141	SR ELEM BOND I & R 2015C	603,202.90	6,484.02	
Q521	SRE Bond I & R Refunding	Q5219141	SRE Bond I & R Refunding	1,044,404.08	11,226.63	
Q522	SRE 2022 GO BOND SERIES A	Q5229141	SRE 2022 GO BOND SERIES A	438,952.43	4,718.44	
Q523	SRE 2022 GO BOND SERIES B	Q5239141	SRE 2022 GO BOND SERIES B	2,021,150.57	21,725.98	
R010	SAN RAFAEL HIGH GEN'	R0109151	SRH GEN SRHS55010	19,546,593.62	210,112.45	
R110	SR HIGH ADULT ED	R1109151	SRHADULTED SRHS55110	32,499.94	349.35	
R130	SR HIGH CAFETERIA	R1309151	SRH CAFE SRHS55130	670,899.69	7,211.71	
R140	SR HIGH DEF MAINT	R1409151	SRH DEFMNT SRHS55140	275,821.19	2,964.89	
R200	SRH RETIREE BENEFITS	R2009151	SRHRETIRBF SRHS55200	2,139,778.37	23,001.15	
R210	SR HIGH BDLG 1	R2109151	SRH BLD1 SRHS55211	-	-	
R211	SRH BUILDING FUND #2 2022	R2119151	SRH BUILDING FUND #2 2022	100,558,434.71	1,080,934.06	
R250	SR HIGH CAP FAC 1	R2509151	SRHCAPFAC1 SRHS55251	1,093,842.20	11,758.05	
R340	SAN RFL HIGHLAIF INV	R3409151	SRHIGH LAIF INVEST	-	-	
R350	SRH BLDG PROP 1A/SB50	R3509151	SRH BLDG PROP 1A/SB50	16.53	0.18	
R400	SRH SPEC RES CAP OUTLAY	R4009151	SRH SPEC RES CAP OUTLAY	2,387,483.86	25,663.81	
R512	SHORELINE SCL BNDS 09 -1D1109	R5128931	SLSBN091D SONOMA SCHOOL DIST	-	-	
R513	SRH 2002BBOND I & R	R5139151	SRH02BBDIR SRHS55513	2,066,775.57	22,216.42	
R515	SRH 2011 RF99B,02A-B	R5159151	SRH11RF99 SRHS55515	154,597.34	1,661.81	
R516	SRHS BOND I AND R 2015A	R5169151	SRHS BOND I AND R 2015A	363,606.80	3,908.52	
R517	SR HIGH BOND I&R SERIES B	R5179151	SR HIGH BOND I&R SERIES B	608,743.69	6,543.58	
R518	SR HIGH BOND I & R 2015C	R5189151	SR HIGH BOND I & R 2015C	904,942.47	9,727.51	

Q1-2026						
Earning				Average Daily Cash		
Fund	Earning Fund Name	Receiving Org	Receiving Org Name	Balance	Interest Earned	
R519	SRH BOND I&R REFUNDING	R5199151	SRH BOND I&R REFUNDING	657,874.28	7,071.70	
R520	SRH 2022 GO BOND SERIES A	R5209151	SRH 2022 GO BOND SERIES A	638,579.60	6,864.29	
R521	SRH 2022 GO BOND SERIES B	R5219151	SRH 2022 GO BOND SERIES B	2,178,701.89	23,419.55	
R522	SRH 2022 GO BOND SERIES C	R5229151	SRH 2022 GO BOND SERIES C	1,611,517.73	17,322.71	
R523	SRH 2025 REFUNDING BONDS	R5239151	SRH 2025 REFUNDING BONDS	-	-	
S010	SAUSALITO GENERAL	S0109161	SAUSGENRL SAU56010	3,322,174.33	35,711.09	
S120	SAUSLITO CHILD DEVELOPMENT	S1209161	SAUSLITO CHILD DEVELOPMENT	736,860.77	7,920.75	
S130	SAUSALITO CAFETERIA	S1309161	SAUSCAFE SAU56130	346,553.85	3,725.22	
S140	SAUSALITO DEF MAINT	S1409161	SAUSDEFMNT SAU56140	45,940.94	493.83	
S170	SAUSALITO NNCP OUTLA	S1709161	SAUSNNCPOT SAU56171	-	-	
S210	SAUSALITO BLDG 1	S2109161	SAUSALITO BUILDING FUND#1 2020	19,998,653.48	214,971.78	
S250	SMCS CAP. FACILITIES DEV FEES	S2509161	SMCS CAP. FACILITIES DEV FEES	22,636.48	243.33	
S350	SAUS BLDPROP1A/SB50	S3509161	SAUSBLDP1A SAU56350	-	-	
S400	SAUSALITO CAPOUTLAY1	S4009161	SAUSCAPOT1 SAU56401	453,401.55	4,873.76	
S512	SAUS I R 2015 REF	S5129161	SAUS I R 2015 REF	260,055.11	2,795.41	
S513	SMCS BOND I&R 2020A	S5139161	SMCS BOND I&R 2020A	67,208.71	722.45	
S514	SMCD 2020 GO Bond Series B	S5149161	SMCD 2020 GO Bond Series B	586,982.98	6,309.66	
S780	SAUSALITO WCA	S7809161	SAUSWCA SAU56095	-	-	
T010	SHORELINE GENERAL	T0109171	SHLNGEN SHOR57010	6,679,789.47	71,803.15	
T110	SHORELINE ADULT EDUCATION	T1109171	SHORELINE ADULT EDUCATION	112,897.65	1,213.57	
T120	SHORELINE CHILD DEVELOPMENT	T1209171	SHORELINE CHILD DEVELOPMENT	227,916.85	2,449.95	
T130	SHORELINE CAFETERIA	T1309171	SHLNCAFE SHOR57130	49,903.15	536.42	
T140	SHORELINE DEF MAINT	T1409171	SHLNDFMNT SHOR57140	(14,963.85)	(160.85)	
T200	SHORELINE RETIRE BEN	T2009171	SHLNRETN SHOR57200	131,672.87	1,415.39	
T210	SHORELINE BUILDING FUND #1	T2109171	SHORELINE BUILDING FUND #1	1,565,483.76	16,827.87	
T250	SHORELINE CAP FAC 1	T2509171	SHORELINE CAP FAC 1	1,059,469.99	11,388.57	
T350	SHORELINE SCHOOL FACILITIES	T3509171	SHORELINE SCHOOL FACILITIES	160,799.52	1,728.48	
T511	SHRLINE2002BOND I&R	T5119171	SHLN02IR SHOR57511	59.72	0.64	
T514	SHORELIN BOND IR 2017 REF 2010	T5149171	SHORELIN BOND IR 2017 REF 2010	474,128.47	5,096.55	
T515	SHORELINE BOND I&R 2018 SERI A	T5159171	SHORELINE BOND I&R 2018 SERI A	281,062.79	3,021.23	
T516	SHORELINE BD I & R 2018 SER B	T5169171	SHORELINE BD I & R 2018 SER B	445,490.78	4,788.72	
T517	SHOREBONDI&R2020REFUNDING 2011	T5179171	SHOREBONDI&R2020REFUNDING 2011	375,436.08	4,035.68	
T730	SHRLINEFOUNDTRUST1	T7309171	SHLNFOUND1 SHOR57731	101,942.51	1,095.81	
T740	SHORELINE FND TRUST2	T7409171	SHLNFOUND2 SHOR57740	-	-	
U010	TAM GENERAL FUND	U0109181	TAM GENERAL FUND	28,640,604.13	307,866.81	
U030	TAM GENERAL UNRSTD	U0109181	TAM GENERAL FUND	-	-	
U060	TAM GENERAL RSTD	U0109181	TAM GENERAL FUND	-	-	
U110	TAMALPAIS ADULT ED	U1109181	TAMADULTED TAMU58110	677,171.77	7,279.13	
U130	TAMALPAIS CAFETERIA	U1309181	TAMCAFE TAMU58130	894,602.21	9,616.36	
U140	TAMALPAIS DEF MAINT	U1409181	TAMDEFMNT TAMU58140	3,631,089.24	39,031.71	
U170	TAM OTTHCAP OUTLAY	U0109181	TAM GENERAL FUND	686,250.00	7,376.72	
U190	TAM FNDTN TRUST	U1909181	TAMFNDTNTR TAMU58190	59,061.98	634.87	
U220	TAMALPAIS BLDG 2	U2209181	TAMBLD2 TAMU58212	0.02	-	
U240	TAMALPAIS BLDG 4	U2409181	TAMBLD4 TAMU58214	165,265,419.33	1,776,489.67	
U250	TAM CAPITAL FAC 1 DEVELPR FEES	U2509181	TAM CAPITAL FAC 1 DEVELPR FEES	934,287.30	10,042.95	
U400	TAM CAP OUTLAY 1	U4009181	TAMCAPOTL1 TAMU58401	14,198,387.16	152,622.90	
U512	TAM 2004 BOND I & R	U5159181	TAMIR12R TAMU58515	-	-	
U514	TAM 01-02 REFUNDING	U5149181	TAM0102R TAMU58514	3,365.79	36.18	
U515	TAM I&R 2012 REFUND	U5159181	TAMIR12R TAMU58515	278,036.82	2,988.70	
U516	TAM I&R2014 REFND06	U5169181	TAMIR14R06 TAMU58516	416,952.09	4,481.95	
U517	TAM FNDATION TRUST 2 - FTBE	U5179181	TAM BOND I&R REFUNDING 2010&11	2,883,241.95	30,992.87	
U518	TAM BOND I&R REFUNDG 2011&2014	U5189181	TAM BOND I&R REFUNDG 2011&2014	1,609,173.99	17,297.51	
U519	TAMALPAIS 2025 GO BOND SER A	U5199181	TAMALPAIS 2025 GO BOND SER A	4,447,019.55	47,802.40	
U670	TAM SELF INS 1	U0109181	TAM GENERAL FUND	-	-	
W010	NOVATO GENERAL	W0108911	NV GF NOVA50010	8,442,247.88	90,748.36	
W110	NOVATO ADULT ED	W1108911	NVADULTED NOVA50110	102,052.91	1,097.00	
W140	NOVATO DEF MAINT	W1408911	NVDEFMAINT NOVA50140	427,767.34	4,598.20	
W210	NOVATO BLDG 1	W2108911	NVBLD1 NOVA50211	1,818,654.06	19,549.28	
W220	NOVATO BLDG 2 - FTBE	W2208911	NVBLD2 NOVA50212	0.53	0.01	
W230	NOVATO BLDG 3	W2308911	NVBLD3 NOVA50213	2.93	0.03	
W240	NOVATO USD - MEAS G ELEC 2016	W2408911	NOVATO USD - MEAS G ELEC 2016	21,641,282.98	232,628.92	
W250	NOVATO CAP FAC 1	W2508911	NVCAPFAC1 NOVA50251	1,324,626.48	14,238.82	
W350	NOVATO STATESCHBLDG	W3508911	MVSTSCHBLD NOVA50350	11,979,388.39	128,770.19	
W410	NOVATO CAP OUTLAY 2	W4108911	NVCAPOTL2 NOVA50402	640,758.11	6,887.71	
W470	NOVATO GEOROTH	W4708911	NVGEOROTH NOVA50470	329,394.79	3,540.77	
W512	NOVATO BOND I & R	W5128911	NVBNDIR NOVA50512	708,805.55	7,619.17	

Q1-2026						
Earning				Average Daily Cash		
Fund	Earning Fund Name	Receiving Org	Receiving Org Name	Balance	Interest Earned	
W513	NOV IR 2011 RF 2002	W5138911	NVIR11RF02 RNOVA50513	231,656.82	2,490.15	
W514	NOV I&R2014 REF05-06	W5148911	NVIR14 NOVA50514	1,234,533.95	13,270.39	
W515	NOVATO UNION SCHOOL BOND 2005	W5158911	NVBD2005 NOVATO SCHOOL DIST	-	-	
W516	NOVATO BOND SERIES 2016	W5168911	NOVATO BOND SERIES 2016	668,894.22	7,190.15	
W517	NOVATO USD GO REFUND BOND 2017	W5178911	NOVATO USD GO REFUND BOND 2017	1,224,162.70	13,158.91	
W518	GOBONDS2016ELECTIONSERIESB2019	W5188911	GOBONDS2016ELECTIONSERIESB2019	546,612.45	5,875.71	
W519	NOVGO2020CSERIES2020	W5198911	NOVGO2020CSERIES2020	1,166,740.93	12,541.66	
W520	NOV GO BONDS BLDG 16 SRS D 22	W5208911	NOV GO BONDS BLDG 16 SRS D 22	30,203.17	324.66	
W521	NOV GO BONDS BLDG 16 SRS D 22	W5218911	NOV GO BONDS BLDG 16 SRS D 22	668,505.22	7,185.97	
W522	2024 GO REFUND BOND DEBT SERV	W5228911	2024 GO REFUND BOND DEBT SERV	1,576,051.65	16,941.47	
W560	NOVATO DEBT SERVICE	W5608911	NVDEBTSVC NOVA50560	15,716.44	168.94	
W610	NOVATO FOOD SVC	W6108911	NVFOODSVC NOVA50610	-	-	
W611	NOVATO USD CAFETERIA	W6118911	NOVATO USD CAFETERIA	8,238,306.37	88,556.13	
W612	NOVATO USD SPEC RES NON CAP	W6128911	NOVATO USD SPEC RES NON CAP	5,805,956.34	62,410.04	
W630	NOV CHILD DEV ENT	W6308911	NVCHLDDEV NOVA50630	0.22	-	
W640	NOVATO CHILD DEVELOPMENT FND	W6408911	NOVATO CHILD DEVELOPMENT FND	1,352,378.89	14,537.14	
W670	NOVATO SELF INS 1	W6708911	NVSLFINS1 NOVA50671	(62,193.28)	(668.53)	
W672	NOVATO SELF INS 2 - FTBE	W6728911	NSI2 NOVATO SCHOOL DIST	42.21	0.45	
W770	NOVATO PR WARRANT	W7708911	NVTO PR WARRANT NOVA50770	112,816.67	1,212.70	
W800	NOVATO PUBLIC TV	W8008911	NVPUBLICTV NOVA50800	-	-	
W910	NOVATO CHARTER PR	W9108911	NVCHRTRPR NVTO SCHOOL DIST	-	-	
Y010	JPA MRNPULTRNSPAGCY	Y0109211	JPA MARN PUPL TRNS AGENCY-MPTA	1,239,908.53	13,328.16	
Z010	MARIN CCD GENERAL	Z0108901	MCCDGENRL MCC	40,339,824.79	433,625.39	
Z015	MARINCCDSCHOLAR&LOAN	Z0158901	MCCDSCHLN MCC	-	-	
Z120	MARINCCDCHILDCARECTR	Z1208901	MCCDCHDCAR MCC	139,956.29	1,504.43	
Z130	MCCD SPECIAL RESERVE 1	Z1308901	MCCD SPECIAL RESERVE 1	7,246.84	77.90	
Z210	MARIN CCD BLDG 1	Z2108901	MCCB1 MARIN COMMUNITY COLLEGES	-	-	
Z220	MCCD BLDG FND 2 MEAS B	Z2208901	MCCD BLDG FND 2 MEAS B	-	-	
Z230	MCCD BLDG FND 3 2016 A-1	Z2308901	MCCD BLDG FND 3 2016 A-1	-	-	
Z240	MCCD BUILDING FUND#4 2016B	Z2408901	MCCD BUILDING FUND#4 2016B	(1,026.51)	(11.03)	
Z250	MCCD BUILDING FUND#5 2016 B-1	Z2508901	MCCD BUILDING FUND#5 2016 B-1	44,966,929.90	483,363.59	
Z291	MCCD SOLAR OPERATION FUND	Z2918901	MCCD CERTIFICATES OF PARTICIPA	352,515.63	3,789.30	
Z351	MCCD SOLAR OPERATION FUND	Z3518901	MCCD SOLAR OPERATION FUND	632,773.43	6,801.88	
Z391	SP REV WORKFORCE HOUSING	Z3918901	SP REV WORKFORCE HOUSING	278,769.54	2,996.58	
Z392	SP REV MIWOK OPERATIONS	Z3928901	SP REV MIWOK OPERATIONS	-	-	
Z400	MARINCCD SR-CPOTLY1	Z4008901	MCCDBLD1 MCC	20,531,689.26	220,701.55	
Z410	MCCD LEASE REVENUE CAPITAL BON	Z4108901	MCCD LEASE REVENUE CAPITAL BON	70,840.39	761.48	
Z510	MCCOLLEGE BND 2004-1	Z5148901	MCCDIR04RD MARIN CMTY COLLEGES	-	-	
Z511	MCCOLLEGE BND 2004-2	Z5118901	MCCLG2BD04 MCCMCCD65511	168,197.38	1,808.00	
Z512	MCCOLLEGE BND 2004-3	Z5128901	MCCLG3BD04 MCCMCCD65512	16,925.82	181.94	
Z513	MCCOLLEGE BND 2004-4	Z5218901	MCCD BONDI&RREF 2004A,B&D;2016	-	-	
Z514	MARIN CCD BOND IR 2004 RFND	Z5148901	MCCDIR04RD MARIN CMTY COLLEGES	914,762.01	9,833.06	
Z515	MARIN CCD 2004 REF 2016	Z5158901	MARIN CCD 2004 REF 2016	93,782.30	1,008.10	
Z516	MCCD BOND I R 2016 MEAS B	Z5168901	MCCD BOND I R 2016 MEAS B	137,634.05	1,479.47	
Z517	MCCD BOND I R SER A-1	Z5178901	MCCD BOND I R SER A-1	1,284,109.72	13,803.30	
Z518	MCCD BOND I&R SERIES C	Z5188901	MCCD BOND I&R SERIES C	495,340.84	5,324.57	
Z519	MCCD BOND I&R 2016 SERIES B	Z5198901	MCCD BOND I&R 2016 SERIES B	(14,087.67)	(151.43)	
Z520	MCCD BOND I&R 2016 SERIES B-1	Z5208901	MCCD BOND I&R 2016 SERIES B-1	2,096,287.97	22,533.66	
Z521	MCCD BONDI&RREF 2004A,B&D;2016	Z5218901	MCCD BONDI&RREF 2004A,B&D;2016	2,907,647.87	31,255.22	
Z522	MCCDI&R21	Z5228901	MCCDI&R21	2,268,663.92	24,386.58	
Z560	MARIN CCD LEASE BOND	Z5608901	MCCDLEASBD MCCD65560	5,014,048.04	53,897.57	
Z570	MCCD LEASE REVENUE BOND I&R	Z5708901	MCCD LEASE REVENUE BOND I&R	879,219.42	9,451.00	
Z670	MARIN CCD SELF-INSUR	Z6708901	MCCDSIFINS MCC	1,016,843.68	10,930.37	
Z730	MARIN CCD FNDATTRUST	Z7308901	MCCDFNDATR MCC	-	-	
Z740	MCCD STUDENT FINANCIAL AID	Z7408901	MCCD STUDENT FINANCIAL AID	4,817,269.89	51,782.42	
Z890	MCCD ADULT ED BLCK GRANT	Z8908901	MCCD EDGRNT MARIN COMMUNTY COL	-	-	
				\$ 2,498,715,126.23	\$ 26,859,470.27	



TREASURER

DIVISION OF THE DEPARTMENT OF FINANCE

MINA MARTINOVICH, CPA

DIRECTOR OF FINANCE

KAREN SHAW, DIVISION CHIEF

February 10, 2026

To: County of Marin Treasury Pool Participants
 From: Mina Martinovich, Director of Finance
 Subject: 2nd Quarter FY25/26 Interest Allocation

Purpose

This memorandum provides results and the methodology used to apportion investment earnings for funds participating in the County of Marin Investment Pool for the quarter ended December 31, 2025.

Quarter and Annualized Results

For the second quarter of fiscal year 2025/2026, the total investment income and interest earned was \$35,307,799.52. In accordance with [Government Code Section 27013](#), the fees associated with the investment program were \$72,355.54 for banking charges and \$199,160.24 for actual administrative costs, resulting in net investment earnings to be allocated of \$35,036,283.74.

The net investment earnings rate for the quarter and annualized were 1.408% and 5.588%.

Investment Earnings and Costs Fiscal Year 2026				
	Q1	Q2	Q3	Q4
Total Investment Earnings	\$ 27,110,474.92	\$ 35,307,799.52		
Costs Allocated*	-251,004.65	-271,515.78		
Net Investment Earnings	\$ 26,859,470.27	\$ 35,036,283.74		

Quarterly Rates Fiscal Year 2026				
	Q1	Q2	Q3	Q4
Gross Investment Earnings Rate	1.085%	1.419%		
Cost Allocation Rate	-0.010%	-0.011%		
Net Investment Earnings Rate	1.075%	1.408%		

Annualized Rates Fiscal Year 2026				
	Q1	Q2	Q3	Q4
Gross Investment Earnings Rate	4.305%	5.631%		
Cost Allocation Rate	-0.040%	-0.043%		
Net Investment Earnings Rate	4.265%	5.588%		

*Banking and actual administrative costs.

How Interest is Calculated and Allocated

The Department of Finance calculates, allocates, and posts investment earnings for all funds in the County investment pool each quarter. The total investment earnings figure is comprised of earnings from the Treasurer's investment program during the same quarter.

Total investment earnings received during the quarter are reduced by investment program and actual administrative costs. The remaining amount is the net investment earnings available for allocation. Each fund's share is based on its average daily cash balance for the quarter.

This approach ensures funds earn interest in proportion to both the amount of cash on deposit and how long it remains invested.

Interest Rates

Reported rates reflect actual results for the quarter and are shown on an annualized basis. Rates may change from quarter to quarter due to market conditions, cash flows, investment maturities, and program costs. Investment earnings are not guaranteed.

Governance

The pool is managed under the [County's Investment Policy](#) and in compliance with California Government Code Sections 53600 et seq. and 53639 et seq. The pool's objectives, in order of priority, are safety, liquidity, and yield.

[Government Code Section 53647](#) also states that earned interest on deposited money belongs to pool participants and must be paid quarterly.

Attachment #1

The attached schedule provides fund-level detail, including average daily cash balances and interest earnings for the quarter.

Earning				Average Daily Cash	
Fund	Earning Fund Name	Receiving Org	Receiving Org Name	Balance	Interest Earned
1000	GENERAL FUND	10019501	GF COUNTYWIDE OPERATIONS	\$ 518,939,024.95	\$ 7,308,677.14
1010	MISC PROJECTS	10019501	GF COUNTYWIDE OPERATIONS	(15,292,417.74)	(215,376.64)
1410	COURTHOUSE CONSTRUCTION FUND (14119501	CAPRTRCON COUNTYWIDE OPERATION	1,113,114.86	15,676.98
1420	COUNTYWIDE GOVERNMENTAL CAPITA	14219501	CAP COUNTYWIDE OPERATIONS	26,330,639.66	370,837.68
1430	CAPITAL FUND - ROAD AND BRIDGE	14325531	CAPRDBG ROAD MAINTENANCE	26,245,082.87	369,632.71
1440	COP PROJECTS	10019501	GF COUNTYWIDE OPERATIONS	1,855,826.49	26,137.25
1600	2003 PENSION OBLIGATION BONDS	16019501	POB COUNTYWIDE OPERATIONS	(3,104,827.69)	(43,728.03)
1610	TOBACCO SECURITIZATION BOND	16119501	TBACSEC COUNTYWIDE OPERATIONS	451.16	6.36
1630	CONSOLREASMTBDS-PRPY	25417001	MCOSD ADMINISTRATION	-	-
1640	CFD 97-1ASSMTBNDSDSF	25417001	MCOSD ADMINISTRATION	15,508.41	218.42
1650	CFD93-1ASSMTBONDSDSF	25417001	MCOSD ADMINISTRATION	15,508.50	218.42
1660	MCOS SLPYHLWBONDSDSF	16617001	MCOS SHBDS OS ADMIN	22,666.07	319.23
1670	2013 REFUNDING REVENUE BOND	25417001	MCOSD ADMINISTRATION	(500.00)	(7.04)
1680	2001 CERTIFICATES OF PARTICIPA	16819501	2001COP COUNTYWIDE OPER	54,393.10	766.06
1690	2010 CERTIFICATES OF PARTICIPA	17219501	2015 CRTprt COUNTYWIDE OPER	-	-
1700	1915 MARSHAL 1 - EAST SHORE WA	17035071	1915 M1 EHS ADMINISTRATION	53,434.08	752.56
1710	1915 MARSHAL 2 - EAST SHORE WA	17135071	1915 M2 EHS ADMINISTRATION	11,782.40	165.94
1720	2015 CERT OF PARTICIPATION	17219501	2015 CRTprt COUNTYWIDE OPER	(2,730,771.06)	(38,459.86)
1730	JL CALAIM IMPLEMENTATION PLAN	17332403	JL CALAIM IMPLEMENTATION PLAN	3,283,061.87	46,238.26
1740	JUVENILE JUSTICE REALIGN 2022	17442431	JUVENILE JUSTICE REALIGN 2022	(300,275.48)	(4,229.04)
1750	CFD 2022-1 DSF	17517001	CFD 2022-1 DSF	211,977.56	2,985.47
1760	CFD 2022-1 ADMIN	17617001	CFD 2022-1 ADMIN	(7,523.70)	(105.96)
2010	LOCAL VITAL HEALTH STATISTICS	20133281	VITST COUNTY CLERK	32,580.57	458.86
2020	ELECT RECORDING DELIVERY SYS	20243341	ELRCD ELECTRONIC RECORDING	404,587.35	5,698.16
2030	RECORDS MODERNIZATION (GC 2736	20343311	RCMDN RECORDS MODERNIZATION	263,575.71	3,712.17
2040	MICROGRAPHICS CONVERSION (GF 2	20443321	MICCN MICROGRAPHICS	463,953.57	6,534.27
2050	VITAL RECORDS MODERNIZATION (S	20543301	VTATO VITAL STATISTICS	114,298.53	1,609.77
2060	SSN TRUNCATION	20643331	SSNTR SSN TRUNCATION	6,536.28	92.06
2070	PLANNING IN-LIEU HOUSING	20725031	AFFDHSNG AFFORDABLE HOUSING	39,145,557.34	551,321.50
2080	BUILDING INSPECTION	20845121	BLDGINSP BUILD AND SAFE ADMIN	6,423,300.15	90,465.02
2090	ENVIRONMENTAL HEALTH SERVICES	20935071	EHS EHS ADMN	1,780,230.48	25,072.56
2110	EAST SHORE WASTEWATER MAINTENA	21135111	ESWW MAINT SR WASTEWATER	157,905.14	2,223.92
2120	CHILD SUPPORT SERVICES	21212011	CSS SR ADMIN AND OPERATIONS	534,354.70	7,525.79
2130	DOJ EQUITABLE SHARING PROGRAM	21312101	DOJ EQTY SHR DA PROSEC DPTY	874.34	12.32
2140	HIGH TECH THEFT APPREHENSION &	21412161	HTTA HIGH TECH THEFT APP	78,227.56	1,101.75
2160	ROAD	21625531	ROAD ROAD MAINTENANCE	10,822,028.00	152,416.19
2170	SURVEY MONUMENT PRESERVATION	21715521	SVYMON ADMINISTRATION	174,723.47	2,460.78
2180	TIDELANDS USE FEES	21815521	TLDUSE ADMINISTRATION	360,465.78	5,076.76
2190	MARIN COUNTY STORMWATER POLUTI	21917691	MCSTOPP MCSTORMWATERPPP	1,984,649.47	27,951.57
2200	ROADWAY IMPACT FEES	22015521	RDIMP ADMINISTRATION	5,037,273.14	70,944.37
2210	TRAFFIC - TAMALPAIS COMMUNITY	22115521	TMTAM ADMINISTRATION	361,970.16	5,097.95
2220	TRAFFIC - STRAWBERRY INTERCHAN	22215521	TMTAMSTRA ADMINISTRATION	598,440.08	8,428.36
2230	TRAFFIC - WEST SIR FRANCIS DRA	22315521	TMWFR ADMINISTRATION	201,384.24	2,836.27
2240	TRAFFIC - ATHERTON AVENUE INTE	22415521	TMATH ADMINISTRATION	495,289.32	6,975.60
2250	ZERO WASTE PUBLIC OUTREACH	22515521	ZEROWASTE ADMINISTRATION	1,085,039.23	15,281.57
2260	NON-MOTORIZED TRANSPORTATION	22619501	NMTPP COUNTYWIDE OPERATIONS	130,341.59	1,835.72
2270	OFFHIGHWAY MOTOR VEHICLE TRAI	22715521	OFFHWY ADMINISTRATION	72,215.18	1,017.07
2280	HOSPITAL PREPAREDNESS PROGRAM	22831231	PUBLIC HEALTH PREP	157,416.14	2,217.03
2290	CALIFORNIA TOBACCO CONTROL PRO	22931322	TOBACCO EDUCATION	603,830.72	8,504.28
2300	DOMESTIC VIOLENCE (W&I 18305)	23011001	SRF DOM VIOLENCE HHS GEN ADMIN	14,885.69	209.65
2310	CHILDREN'S TRUST (AB 2994)	23111001	SRF CHILDREN HHS GEN ADMIN	264,835.31	3,729.91
2320	SOCIAL SVCS REALIGNMENT	10019501	GF COUNTYWIDE OPERATIONS	3,115,911.73	43,884.14
2330	HEALTH SVCS REALIGNMENT	10019501	GF COUNTYWIDE OPERATIONS	(0.01)	-
2340	HEALTH PROGRAM	23411001	HLTHPRG HHS GEN ADMINISTRATION	2,549,539.06	35,907.41
2350	EMERGENCY MEDICAL SERVICES (GC	23511001	EMS HHS GEN ADMINISTRATION	633,690.97	8,924.83
2360	MENTAL HEALTH REALIGNMENT	10019501	GF COUNTYWIDE OPERATIONS	(0.19)	-
2370	MENTAL HEALTH PROGRAM	23721101	MENTHLTPRG MENTAL HEALTH ADMN	8,197,519.61	115,452.92
2380	MENTAL HEALTH SERVICES ACT (PR	23821101	MNTHLTPR63 MENTAL HEALTH ADMN	5,371,635.02	75,653.49
2410	REALIGNMENT - CALWORKS MOE	24111001	CWORKSREAL HHS GEN ADMINISTRAT	582,465.29	8,203.37
2420	DHCS INTERGOVERNMENTAL TRANSFE	24211001	DHCSIGT HHS GEN ADMINISTRATION	568,813.93	8,011.11
2430	VITAL STATISTICS (SB 1535)	24311001	VS1535 HHS GEN ADMINISTRATION	749,087.92	10,550.07
2440	ANDREA FOX FUND	24411001	AFOX HHS GEN ADMINISTRATION	22,910.34	322.67
2450	CHILD CAR SEAT PROGRAM	24511001	CARST HHS GEN ADMINISTRATION	16,873.41	237.64
2460	POST - DEATH CERTIFICATES	24611001	POST HHS GEN ADMINISTRATION	52,580.42	740.54
2470	MCFL GENERAL FUND	24716501	MCFL ADMINISTRATIVE SERVICES	7,505,831.11	105,711.26
2480	MCFL MEASURE A	24816501	MAL ADMINISTRATIVE SERVICES	471,076.77	6,634.59
2490	MARIN COUNTY LIBRARY TRUST	24916501	LIBTR ADMINISTRATIVE SERVICES	416,539.92	5,866.50

Earning				Average Daily Cash	
Fund	Earning Fund Name	Receiving Org	Receiving Org Name	Balance	Interest Earned
2500	BOLINAS LIBRARY TRUST	25016501	BOLINAS ADMINISTRATIVE SERVICE	15,179.94	213.79
2510	CORTE MADERA LIBRARY - A. CELL	25116501	ACELLO ADMINISTRATIVE SERVICES	348,833.78	4,912.93
2520	CALIFORNIA ROOM TRUST - WATKIN	25216501	CARM ADMINISTRATIVE SERVICES	62,853.16	885.22
2530	STINSTON BEACH LIBRARY TRUST	25316501	SBLT ADMINISTRATIVE SERVICES	30,531.40	430.00
2540	MARIN COUNTY OPEN SPACE	25417001	MCOSD ADMINISTRATION	9,348,181.58	131,658.71
2550	LUIZ RANCH ENDOWMENT	25427041	MCOS REAL ESTATE AND ADMN ACQU	673.05	9.48
2560	MEASURE A - PARKS OPEN SPACE	25616401	MAP PARKS AND OPEN SPACE	17,538,741.96	247,013.61
2570	JUVINILE JUSTICE CRIME PREVENT	25732401	JVJSRL PROBATION ADMIN	3,652,809.03	51,445.74
2580	INMATE WELFARE FUND	25819501	INWEL COUNTYWIDE OPERATIONS	523,095.22	7,367.21
2590	DMV VEHICLE THEFT (PC 9250.14)	25912701	VEHTFT SCO ADMINISTRATION	1,322,495.62	18,625.87
2600	SUPPLEMENTAL LOCAL LAW ENFORCE	26012701	SLEF SCO ADMINISTRATION	6,418,816.44	90,401.87
2610	CRIME PREVENTION - DCEP	26112701	CRMPRE SCO ADMINISTRATION	(27,954.99)	(393.71)
2620	WRIT FEE (GC 26746)	26212701	WRITFE SCO ADMINISTRATION	601,074.94	8,465.47
2630	ASSET FORFEITURE	26312701	ASSETFOR SCO ADMINISTRATION	45,339.40	638.55
2640	AUTO FINGER ID (GC 76102)	26412701	AFID SCO ADMINISTRATION	2,754,942.25	38,800.29
2650	LOCAL LAW ENFORCEMENT BLOCK GR	26512701	LLEBG SCO ADMINISTRATION	168,917.16	2,379.01
2660	CIVIL PAPER SERVICE FEE (GC 26	26612701	SCVFEE SCO ADMINISTRATION	513,828.29	7,236.70
2670	REALIGNMENT - PUBLIC SAFETY	26712411	PSFYRL ADULT PROBATION SVC	25,186,549.52	354,724.45
2680	REALIGNMENT - SB 1020	26812101	REALSB120 DEPUTY DA	44,255,263.35	623,286.01
2690	REALIGNMENT - JUVENILE JUSTICE	26922421	CL11 JUVENILE PROBATION SVCS	4,119,201.96	58,014.36
2700	COUNTYWIDE GRANTS	10019501	GF COUNTYWIDE OPERATIONS	2,464,794.79	34,713.88
2710	IHSSPUBLICAUTHADMIN	27117711	IHSS PUBLIC AUTHORITY	1,638,606.38	23,077.94
2720	DISPUTE RESOLUTION (BP 470.3)	27219501	DISPRES COUNTYWIDE OPERATIONS	108,140.51	1,523.04
2730	CRIMINAL JUSTICE FAC (GC 76101	27319501	CRIMJUST COUNTYWIDE OPERATIONS	285,012.38	4,014.08
2740	REAL ESTATE FRAUD (GC 27388)	27412101	REALESTFRD DEPUTY DA	1,068,455.36	15,048.00
2750	FEDERAL DOJ GRANT - MAWS	27511001	MAWS HHS GEN ADMINISTRATION	61,711.35	869.13
2780	TREAS AFMLS EQUIT SHARNG PRG	27812121	TREAS AFMLS DOJ EQUITBL SHRING	16,366.25	230.50
2790	SB678 COMMUNITY CORREC PERF	27912411	SB678 ADULT PROBATION SERVICES	2,703,367.33	38,073.91
2800	HHS OPERATING FUND	10019501	GF COUNTYWIDE OPERATIONS	17,942,887.94	252,705.56
2810	FISH AND WILDLIFE COMMISSION	28119524	FISH AND WILDLIFE COMMISSION	45,890.06	646.31
2820	ROADWAY IMPCT FEE-REFUSE TRCK	28215521	RDWAY IMP FEES- REFSE ADM	1,182,135.24	16,649.06
2830	SUPPLEMENTAL LAW ENF - COPS	28312701	SLEF COPS SCO ADMIN	3,025,381.61	42,609.12
2840	ASSET FORFEITURE - STATE	28412701	ASSET FORFEITURE - SCO ADMIN	38,656.87	544.44
2850	ASSET FORFEITURE TRUST - COPE	28522811	ASSET FORF TRST - COPE	18,247.73	257.00
2860	ASSET FORFEITURE - FED TREASRY	28642841	ASSET FORF FED TREAS	239,137.54	3,367.99
2870	ASSET FORFIETURE - FED MRSHAL	28742841	ASSET FORF FED MRSHAL- MCTF	4,694.50	66.12
2880	MCTF ASSET FORFEITURE - STATE	28842841	MCTF ASSET FORFEITURE STATE	78,841.69	1,110.40
2890	ZIMMER FAMILY TRUST	28926631	ZIMMER CORTE MADERA	884,941.67	12,463.42
2900	HHS WHOLE PERSON CARE	29051501	HHS WHOLE PERSON CARE	1,457,192.29	20,522.93
2920	WELFARE TRUST	29241404	WELFARE TRUST PUB ASSIST ELIG	11,506,263.81	162,052.89
2930	MARIN TRANSPORTATION PROJECT	29315541	MARIN TRANSPORTATION PROJ ADM	2,634.61	37.11
2940	TRAFFIC IMPACT LUCAS	29415541	TRAFFIC IMPACT LUCAS	279,447.16	3,935.70
2950	TRAFIC MITIGATION MISC	29515541	TRAFFIC MITIGATION MISC	3,739.69	52.67
2960	NORTHGATE ACTIVITY CTR PLAN	29615541	NORTHGATE ACTIVITY CTR PLAN	607,393.85	8,554.47
2980	HEALTH AND HUMAN SERVICE GRNTS	29811001	HHSGRTEGENERAL ADMINISTRATION	27,182,639.77	382,837.15
2990	CARES ACT EMERGENCY RELIEF	29929542	CARES ACT EMERGENCY RESPONSE	(101.92)	(1.44)
3020	SAN QUENTIN SMD	30217911	SQSMD SAN QUENTIN SMD	386,095.19	5,437.72
3030	CSA 1 LOMA VERDE	30317151	CSA 1 LOMA VERDE CSA1	684,519.20	9,640.69
3040	CSA 6 SANTA VENETIA	30417161	CSA 6 SANTA VENETIA CSA6	4,671,351.92	65,790.78
3050	CSA 9 NORTHBRIDGE	30517171	CSA 9 NORTHBRIDGE CSA9	50,136.63	706.12
3060	CSA13MARINCOUPLUCAS	30617221	CSA 13 MC UPPE LUCAS CSA13	1,861,982.72	26,223.95
3070	CSA 14 HOMESTEAD VALLEY	30717233	CSA 14 HOMSTD ORIG TAX - MISC	312,253.96	4,397.75
3080	CSA 16 GREENBRAE	30817281	CSA 16 GREENBRAE CSA16	233,084.99	3,282.74
3090	CSA 17 KENTFIELD	30917321	CSA 17 KENTFIELD PARKS CSA17	5,151,770.05	72,556.93
3100	CSA 17 POLICE SVCS	31017331	CSA 17 POLICE SERVICES	338,435.71	4,766.49
3110	CSA 18GALNSVILGAREA	31117371	CSA 18 GALLINAS VILG AR CSA18	265,339.82	3,737.02
3120	CSA 19FIREPROTECSVC	31217421	CSA 19 FIRE PROTECT SVC CSA19	8,715,486.05	122,747.90
3130	CSA 20 INDIANVALLEY	31387431	CSA 20 INDIAN VALLEY CSA20	289,366.82	4,075.41
3140	CSA 27 RSSVAL'YPARA	10019501	GF COUNTYWIDE OPERATIONS	2,595.56	36.56
3150	CSA 28 WMARINPARMED	31517511	CSA 28 WEST MARIN PARA CSA28	468,555.52	6,599.08
3160	CSA 29 PARADISE CAY	31617521	CSA 29 PARADISE CAY CSA29	512,645.96	7,220.05
3170	CSA 31 CO FIRE	31717531	CSA 31 COUNTY FIRE CSA31	578,067.01	8,141.43
3180	CSA 33 STNSN BCH	31817541	CSA 33 STNSN BEACH CSA33	37,229.82	524.34
3190	MARIN CO LIGHTING	31917751	MCLIGHT MARIN COUNTY LIGHTING	4,848,785.85	68,289.74
3200	RUSHCRKLIGHT LANDSCP	32017701	RUSHCLRIG RUSH CREEK LIGHTING	73,707.50	1,038.09
3210	FCZ 1 NOVATO	32117591	FCZ 1 NOVATO FCZ1	13,144,574.90	185,126.67
3220	FCZ 3 RICHARDSONBAY	32217601	FCZ 3 RICHARDSON BAY	20,317,288.87	286,146.34

Earning				Average Daily Cash	
Fund	Earning Fund Name	Receiving Org	Receiving Org Name	Balance	Interest Earned
3230	FCZ 4 BEL AIRE	32317611	FCZ4 BEL AIRE FCZ4	5,850,548.27	82,398.44
3240	FCZ 4ASTRWBYRCIRCLE	32417621	FCZ4A STRAWBERRY FCZ4A	34,231.14	482.11
3250	FCZ 5 STNSN BCH	32517631	FCZ 5 STINSON BEACH FCZ5	974,364.09	13,722.83
3260	FCZ 6 SNRF'LMEADOWS	32617641	FCZ 6 SAN RAFAEL MEADOWS FCZ6	765,438.94	10,780.35
3270	FCZ 7 SANTA VENETIA	32717651	FCZ 7 SANTA VENETIA FCZ7	959,872.78	13,518.74
3280	FCZ 9ARSSVLYCRTEMAD	32817671	FCZ 9A ROSS VY CORTE MADERA	262,072.91	3,691.01
3290	FCZ 9 ROSS VALLEY	32917661	FCZ 9 ROSS VALLEY FCZ9	6,856,109.58	96,560.65
3300	FCZ 10 INVERNESS	33017681	FCZ 10 INVERNESS FCZ10	34,148.96	480.95
3310	BOLINAS HIGHLANDSPRD	33117801	BHPRD BOLINAS HIGHLAND PRD	116,930.90	1,646.84
3320	MONTE CRISTO PRD	33217831	MCPRD MONTE CRISTO PRD	130,780.58	1,841.90
3330	INVERNESS DIV 2 PRD	33317811	INPRD INVERNESS DIV2 PRD	38,898.80	547.84
3340	MT VIEWAVELAGNTASPRD	33417841	LGPRD MT VIEWAVELAGNTASPRD	44,868.10	631.92
3350	PARADISE ESTATES PRD	33517851	PEPRD PARADISE ESTATES PRD	139,729.68	1,967.94
3360	MADRONE PARK CIRCLE PRD	33617821	MADRONE PARK CIRCLE PRD	13.61	0.19
3370	WOODACRE CREEK	33718701	WCR WOODACRE CRK RESTORATION	670.57	9.45
3380	LAW LIBRARY INVESTMT	33817961	LALIBINVEST LAWLIBRARY	11,953.16	168.35
3390	WSTEMGMTJPA-WSTMARIN	33918601	WASTEMGTJPA - WEST MARIN	89,794.80	1,264.66
3400	LAW LIBRARY BP6322.1	34017961	LAWLIBOP LAWLIBRARY	271,317.40	3,821.20
3410	CSA 17 LICENSE PLATE READERS	34115521	CSA 17 LICENSE PLATE READERS	38,011.52	535.35
3420	PLANNING FIN MAP PLAN CK FEE	34225021	PLANNING FIN MAP PLAN CK FEE	308,450.47	4,344.18
3430	RESTRICTED AFFORDABLE HOUSING	34325031	RESTRICTED AFFORDABLE HOUSING	2,007,261.69	28,270.04
3440	TOT MEAS W FIRE EMERGCY SVS	34412221	TOT EMRGCY FIRE ADMIN	711,556.45	10,021.48
3450	TOT MEAS W COMMUNITY HOUSING	34515001	TOT HOUSING CDA EXEC ADMIN	1,433,024.38	20,182.55
3460	INVERNES #2A PRD	34617441	INVERNES #2A PRD DEBT SERVICE	40,588.99	571.65
3470	CSA 14 CAPITAL IMPROVEMENT	34717242	CSA 14 CAPITAL IMPROVEMENT	1,534.58	21.61
3480	MWPA MEASURE C	34821511	MCFD DEFENSIBLE SPACE	(58,707.66)	(826.83)
3490	RIDGEWOOD PRD	34917871	RIDGEWOOD PRD CONSTRUCTION	29,488.39	415.31
3500	COUNTYWIDE RECOVERY	35029551	COUNTYWIDE RECOVERY	14,880.18	209.57
3510	TOT MEAS W MARIN CO FIRE	35112221	TOT MEAS W MARIN CO FIRE	997,628.62	14,050.49
3520	OPIOID SETTLEMENTS	35231321	OPIOID-COMMTYHEALTHPREVENTION	7,102,164.57	100,026.06
3530	HOUSING HEALTHY CA HHC	35351603	HOUSING HEALTHY CA HHC	2,150,703.60	30,290.26
3540	SAFETY HELMET VIOLATIONS	35431321	SAFETY HELMET VIOLATIONS	437.99	6.17
3550	MCFL MEASURE B	35516501	MAL ADMINISTRATIVE SERVICES	2,174,188.37	30,621.02
3560	MENTAL HEALTH COUNTY FUNDED AT	35621101	MENTAL HEALTH COUNTY FUNDED AT	34,105,618.48	480,339.58
3570	MADRONE PARK CIRCLE2 PRD	35717121	MADRONE PC2 PRD CONSTRUCTION	176,075.93	2,479.83
3580	AAA SS CONTRIBUTIONS	35841441	AAA SS CONTRIBUTIONS	-	-
3590	WASTE MGMT FRANCHISE FEES	35915621	WASTE MGMT FRANCHISE FEES	453,264.56	6,383.73
3600	FLOOD ZONE 9 CCC GRANT	36017661	FLOOD ZONE 9 CCC GRANT	564,077.34	7,944.40
3610	ALTA VISTA PRD	36117892	ALTA PRD MAINTENANCE	3,969.46	55.90
6210	MARIN COUNTY OPEN SPACE - FTBE	62117001	MCOS ROAD AND TRAIL MGT	0.48	0.01
6220	FISHNET 4C - FTBE	10019501	GF COUNTYWIDE OPERATIONS	-	-
6240	OTHER GRANTS - FTBE	10019501	GF COUNTYWIDE OPERATIONS	125,462.17	1,767.00
6260	CSA 25 SANMARINAREA - FTBE	25417001	MCOSD ADMINISTRATION	-	-
6270	AFFORDABLE HOUSING FUND	34325031	RESTRICTED AFFORDABLE HOUSING	-	-
6280	MARIN TRANSPORT PROJ - FTBE	29315541	MARIN TRANSPORTATION PROJ ADM	-	-
6290	TRANSPORT IMPRV FEE - FTBE	29415541	TRAFFIC IMPACT LUCAS	-	-
6300	DEVELFEE-TRFCMITIGAT - FTBE	29515541	TRAFFIC MITIGATION MISC	-	-
6310	TRAFFIC N. GATEACTIV - FTBE	29615541	NORTHGATE ACTIVITY CTR PLAN	-	-
6360	PT REYES VIST FAC TR - FTBE	63619532	VISFAC OTHER SPECIAL DISTRICTS	6,807.46	95.88
6370	MARIN WILDLIFEGRANTS- FTBE	34225021	PLANNING FIN MAP PLAN CK FEE	70,261.61	989.56
6380	PLANG- IN-LIEU PARKS - FTBE	63816401	PIL PARKS ADMINISTRATION	138,217.28	1,946.64
6390	FINALMAP&PLANCHCKFEE - FTBE	34225021	PLANNING FIN MAP PLAN CK FEE	-	-
6400	TRANSIT TICKET SALES - FTBE	64015521	TRANTRK ADMINISTRATION	8,736.84	123.05
6440	SPCLCIRCUMSTNPC987.9 - FTBE	64419532	SPCIRC OTHER SPECIAL DISTRICTS	140,077.74	1,972.84
6450	AUTOMATWRNTVC40508.5 - FTBE	64512701	AUTOWR SCO ADMINISTRATION	4,561.23	64.24
6460	MILLER PK BOAT LAUNC - FTBE	64626461	MBT PARK PARKS FACILITES	67,212.81	946.62
6470	BLACK POINT BOAT LAU - FTBE	64726461	BLPK PARK FACILITES	2.68	0.04
6480	MCINNIS PARK GOLF DE - FTBE	64826461	MCPGLF PARK FACILITES	58.67	0.83
6500	STAFFORD LAKE TRUST - FTBE	65026461	STLT PARK FACILITES	0.19	-
6520	MCTF ASSET FORFTURE PROGRAMS	65242841	AF MCTF PROGRAMS	263.63	3.71
6600	WORKERS' COMPENSATION	10019501	GF COUNTYWIDE OPERATIONS	60,883,262.82	857,472.83
6610	TECHNOLOGY REPLACEMENT	66114011	IST TECH LEASE	1,781,484.27	25,090.22
6620	VEHICLE REPLACEMENT	66215632	VEHICLE REPLACEMENT	10,045,080.33	141,473.75
6700	MARIN COUNTY TRANSIT	67018761	MCT ADMINISTRATION	19,846,709.77	279,518.76
6710	MARIN.ORG	67134131	MORG MIDAS	156,584.99	2,205.32
6720	SPECIAL AVIATION	67215561	COAIR COUNTYAIRPORT	1,310,774.37	18,460.79
6730	MARIN COUNTY FAIR	67326121	MCFAIR FAIR ADMINISTRATION	2,551,764.46	35,938.76

Earning				Average Daily Cash	
Fund	Earning Fund Name	Receiving Org	Receiving Org Name	Balance	Interest Earned
6740	MARIN CENTER PROMOTIONS	67416111	PROMOTIONS MCTR LOCATIONS	-	-
6750	MARIN COUNTY FAIR CAP OUTLAY	67526121	FAIRCAP FAIR ADMINISTRATION	54.64	0.77
6760	MARIN COMMONS PROPERTY MANAGEM	67613111	CMNS BUDGET	(43,527.11)	(613.03)
7000	RDA - SPECIAL TAX BOND	78005151	REDVLPMT OBLGRET REDEVELOPM	159,035.72	2,239.84
7001	TAX LOSS RESERVE	10019501	GF COUNTYWIDE OPERATIONS	4,724,314.08	66,536.69
7002	TAX RESOURCE	10019501	GF COUNTYWIDE OPERATIONS	(185,613,387.26)	(2,614,157.46)
7003	MARIN COUNTY BOX OFFICE	10016114	GF MARIN CENTER BOX OFFICE	(284,163.44)	(4,002.12)
7004	RETREE HEALTH (OPEB)	70049512	OPEB OPEB	8,089,723.08	113,934.72
7005	EMPLOYEES RETIREMENT	70054991	EMPRET RETIREES	(133,020.27)	(1,873.44)
7006	RETIREE'S BENEFIT DISTRIBUTION	10019501	GF COUNTYWIDE OPERATIONS	1,045.84	14.73
7008	UNAPP CURRENT SECURED TAXES	10019501	GF COUNTYWIDE OPERATIONS	348,831,086.97	4,912,896.64
7009	UNAPP CURRENT UNSECURED TAXES	10019501	GF COUNTYWIDE OPERATIONS	6,554,512.94	92,313.00
7010	UNAPP PRIOR UNSECURED TAXES	10019501	GF COUNTYWIDE OPERATIONS	705,491.42	9,936.06
7011	UNAPP PRIOR SECURED TAXES	10019501	GF COUNTYWIDE OPERATIONS	2,062,259.78	29,044.63
7012	UNAPP SALES OF TAX-DEEDED LAND	10019501	GF COUNTYWIDE OPERATIONS	-	-
7013	UNAPP PRIOR SECURED INSTALLMEN	10019501	GF COUNTYWIDE OPERATIONS	992,119.22	13,972.89
7014	UNAPP TAXES SUSPENSE	10019501	GF COUNTYWIDE OPERATIONS	1,095,769.81	15,432.69
7015	UNAPP SUPPLEMENTAL SECURED ASS	10019501	GF COUNTYWIDE OPERATIONS	3,681,842.92	51,854.65
7016	UNAPP SUPPLEMENTAL UNSECURED A	10019501	GF COUNTYWIDE OPERATIONS	384,956.08	5,421.68
7017	UNAPP UNITARY TAXES	10019501	GF COUNTYWIDE OPERATIONS	-	-
7018	MARIN COUNTY TOURISM & BUSINES	70186111	TOURISM MARIN CENTER LOCATIONS	380,896.02	5,364.50
7019	LOCALTRNSPFD-1/4%TAX	70199532	LTF OTHER SPECIAL DISTRICTS	5,338,641.85	75,188.81
7020	EDUCATIONAL REVENUE AUGMENTATI	70203551	EDUREVAUG PROPERTY TAX	9,813,700.97	138,215.03
7021	TRIPLE FLIP - SALES & USE TAX	70203551	EDUREVAUG PROPERTY TAX	-	-
7022	VLF SWAP COMP FUND	70203551	EDUREVAUG PROPERTY TAX	1,639,335.15	23,088.21
7024	MARIN COURT DISTRIBUTIONS	70249501	COURTDIS COUNTYWIDE OPERATIONS	2,129,338.40	29,989.36
7026	KOREAN VIETNAM MEMORIAL	70269501	KOREAN VIETNAM MEMORIAL	(56,578.92)	(796.85)
7027	DEFERRED COMP 457 PLAN	70279501	457P COUNTYWIDE OPERATIONS	208,716.11	2,939.53
7028	PROBATION DISTRIBUTIONS (SB 67	70282401	PRODIS PROBATION ADMN	329,471.46	4,640.24
7029	COUNTY CLERK DISTRIBUTIONS	70293281	CLKDIS COUNTY CLERK	21,105.58	297.25
7030	BUILDING SEISMIC EDUCATION	70305121	BLDG SEISMC BUILDING SAFETY AD	142,127.50	2,001.71
7031	EIR - PLANNING & CDFG FEES	10019501	GF COUNTYWIDE OPERATIONS	153,216.07	2,157.88
7032	PERFORMANCE SECURITY DEPOSITS	10019501	GF COUNTYWIDE OPERATIONS	387,163.94	5,452.77
7033	EMERG MED AIR TRANSP	70339501	EMERAIR COUNTYWIDE OPERATIONS	794.05	11.18
7034	DNA IDENTIFICATION (PROP 69)	70342101	DNAIDPROP69 DEPUTY DA	3,778,962.77	53,222.47
7035	ASSET FORFEITURES 15% (H&SC 11	70352101	AF15 DEPUTY DA	206,371.11	2,906.51
7036	HIGH TECH THEFT APPREHENSION &	70362101	DA - SUNDRY TRUST	3,281,781.81	46,220.23
7037	ASSET FORFEITURES (H&SC 111489	70372101	DAASTFORF DEPUTY DA	286,773.81	4,038.89
7038	CONSUMER PROTECTION	70382101	CNSMRPRCT DEPUTY DA	11,674,813.73	164,426.73
7039	PUBLIC GUARDIAN CONSERVATION	70391421	PUBLIC GUARDIAN CONSERVATION	1,963,885.72	27,659.14
7040	MCSO INMATE TASKFORC	10019501	GF COUNTYWIDE OPERATIONS	1,500.43	21.13
7041	PROPERTY TRANSFER TAX	10019501	GF COUNTYWIDE OPERATIONS	663,247.80	9,341.10
7042	STATE - VITAL STATISTICS FEES	70423301	STATE - VITAL STATISTICS FEES	388,256.19	5,468.15
7043	MARRIAGE RECORDS FEES	70433291	STCON RECORDING OPERATIONS	2,749.84	38.73
7044	DNA DATABASE	70443291	STDNA RECORDING OPERATIONS	421.01	5.93
7045	CIVIL FEES LEVIED	10019501	GF COUNTYWIDE OPERATIONS	557,080.68	7,845.86
7046	CENTRAL COLLECTIONS SUSPENSE	70463561	CENTRALCOLLSUSPCENTRALCOLL	987,185.17	13,903.40
7047	ESTATE OF DECEASED PERSONS	10019501	GF COUNTYWIDE OPERATIONS	68,714.63	967.77
7048	PUBLIC ADMINISTRATOR - ESTATE	70483531	PUBADMNEST PUBLICADMIN	10,097,658.33	142,214.25
7049	DCSS COLLECTIONS	21212011	CSS SR ADMIN AND OPERATIONS	-	-
7050	CA HERO PROGRAM - WRCOG	70509531	CA HERO PROGRAM - WRCOG	(44.30)	(0.62)
7051	YGRENE PACE CHFA CFD2014-1	70519531	YGRENE PACE CHFA CFD2014-1	17.09	0.24
7053	ARCC SB 2 HOUSING FEES	70533291	ARCC SB 2 HOUSING FEES	263,063.82	3,704.96
7054	SFBRA BAY AREA MEAS AA	70549532	SFBRA BAY AREA MEAS AA	139.95	1.97
7055	PAYROLL LIABILITY NEW	10019501	GF COUNTYWIDE OPERATIONS	914,187.56	12,875.31
7056	OPENPACE/ENERGYEFFICIENTEQUITY	70569531	OPENPACE/ENERGYEFFICIENTEQUITY	1,975.10	27.82
7060	ADMIN CITATION-ENFORCEMENT	70609544	ADMIN CITATION-ENFORCE SHERIFF	655.09	9.23
7601	JV INMATE WELFARE - FTBE	76019501	JUVNILE INMATE WELFARE-FTBE	41.13	0.58
7604	NSF CHECK CLEARING - FTBE	76049501	NSF COUNTYWIDE OPERATIONS	6,224.28	87.66
7605	PAYROLL LIAB-RETIRE - FTBE	10019501	GF COUNTYWIDE OPERATIONS	159,685.32	2,248.99
7607	LAND DEV SITE DEPOSI - FTBE	76075521	STDEPOS ADMINISTRATION	127.41	1.79
7609	PUBLIC SAFETY 1/2 SALES TAX	10019501	GF COUNTYWIDE OPERATIONS	134,971.81	1,900.93
7610	ARCC AB52 UCB COLLECTION PROG	76143291	ARCC AB52 UCB COLLECTION PROG	(556.43)	(7.84)
7611	MERA 2016 BOND PROJ FUND	76118591	MERA 2016 BOND PROJ FUND	-	-
7800	REDEVELOPMENT OBLIGATION RETIR	78005151	REDVLPMT OBLGRET REDEVELOPM	516,241.24	7,270.68
7810	MARIN CO RDA-RPTTF	78109531	RDARPTTF CITIES	378,362.51	5,328.81
7820	MARINCITYCSDTRSTFUND	10019501	GF COUNTYWIDE OPERATIONS	-	-

Earning				Average Daily Cash	
Fund	Earning Fund Name	Receiving Org	Receiving Org Name	Balance	Interest Earned
7840	MARIN COUNTY PUBLIC FINANCING	78408171	MARIN COUNTY PUBLIC FINANCING	-	-
8001	TRUST MARIN CITY CDS	10019501	GF COUNTYWIDE OPERATIONS	-	-
8002	ALMNTE SANITDIST INV	80028391	ALTSANINV ALMONTE SANITARY	574,766.09	8,094.94
8003	BOLINAS FPD INVESTMT	80038201	BFPDINVEST BOLINSFIRE	103,570.66	1,458.68
8004	BOLINAS PUD INVESTMT	80048501	BPUDINVEST BOLCOMPUD	26,933.60	379.33
8005	BOLINASPUDSPECRESINV	80058501	BPUDSPECRS BOLCOMPUD	1,900,120.95	26,761.08
8006	RICHARDSONBAY SD INV	80068431	RCHBYSINV RICHBAYSAN	5,821,229.82	81,985.53
8007	SOUTHERN MRN FPD INV	80898251	SMFPD SOMARFIRE	11,910,219.65	167,742.15
8008	SLPY HLW FPD INVEST	80088241	SHFPDINVST SLPHOLFIRE	2,870,500.43	40,427.80
8009	STNSN BCH FPD INVEST	80098261	SBFPDINV STINSFIRE	7,870.46	110.85
8010	ABANDONED VEHICLE ABATEMENT JP	80108851	ABVEH ABNDON VEH ABATEMENT	13,324.16	187.65
8011	CA STRLIGHTGASSNJPA	80118571	CSLA CA STREET LIGHTING JPA	105,909.53	1,491.62
8012	MARINEMERGRADAUTHJPA	80128591	MERA MARIN EMER RADIO AUTH JPA	2,691,321.44	37,904.26
8013	MERA CAPITAL	80138591	MERA CAPITAL	-	-
8014	MERA PROJECT	80148591	MERAPJ MERA JPA	88,075.57	1,240.45
8015	MERA REPLACEMENT	80158591	MERAREP MERA JPA	2,290,655.42	32,261.33
8016	MERA EMERGENCY	80168591	MERA EMERGENCY MERAJPA	474,325.38	6,680.34
8017	MARINTELECOMAGCYJPA	80178581	MTA MARIN TELECOM AGCY JPA	188,457.92	2,654.22
8018	MTA MEDIA CENTER	80188651	MTA MEDIA MTA JPA	28,675.44	403.86
8019	MARIN GEN SVC AUTH JPA	80198641	MGSA ADMINISTRATION	446,046.77	6,282.07
8020	MARIN MAP JPA	80208661	MARIN MAP MGSA JPA	488,256.42	6,876.55
8021	ZERO WASTE MGMT JPA OPERATING	80218601	ZWMJPA ADMIN OPS	1,674,530.60	23,583.90
8022	ZWM HOUSEHOLD HAZ WASTE-RESTR	80228601	ZWM HSHLD HAZ WSTE PROGRAM	2,977,237.00	41,931.06
8023	ZWM. ZERO WASTE-RESTR	80238601	ZWM ZERO WASTE PROGRAM	313,284.42	4,412.26
8024	MARINET CONSORTIUM	80248671	MARINETCON MARINET	1,671,554.74	23,541.98
8025	MARINET SINKING FUND	80258671	MARINETSF MARINET	595,125.06	8,381.67
8026	MARIN FIRST FIVE	80268791	FIRST FIVE MARIN ADMIN	215,517.76	3,035.33
8027	LOCAL AGENCY FORMCOMM	80278771	LOCAL AGENCY FORMATION COMM	628,242.13	8,848.09
8028	M/COESRCCONSERVDIST	80288611	MCCD MC RESOURCE CONSERV DIST	544,897.59	7,674.27
8034	METTRNSPCOMP1463.26	80349532	METTRSP OTR SPECIAL DISTRICTS	5,139.40	72.38
8035	ALMONTESANITARYDISTR	80358391	ALMNTESD ALMONTESAN	107,386.27	1,512.41
8036	ALTOSANITARYDISTRICT	80368401	ALTO SD	979,030.37	13,788.55
8037	BAY AREA AIR QUALITY MANAGEMEN	10019501	GF COUNTYWIDE OPERATIONS	1,703.32	23.99
8038	BAFPAA	10019501	GF COUNTYWIDE OPERATIONS	-	-
8039	BEL MARIN KEYS CSD	10019501	GF COUNTYWIDE OPERATIONS	742.03	10.45
8040	B/MRINKEYSCSD2001-1	10019501	GF COUNTYWIDE OPERATIONS	-	-
8041	B/MRINKEYSCSD2001-2	10019501	GF COUNTYWIDE OPERATIONS	-	-
8042	BOLINASFIREPROTDISTR	80428201	BOLFPD BOLINSFIRE	361,550.77	5,092.04
8043	BOLINFPDFIREH/CLINIC	80438212	BFPDFCL BOLINAS FIREHS CLINIC	24,515.87	345.28
8044	BOLINAS FPD DEBT SVC	80448212	BFOF DSV BOLINAS FIREHS CLINIC	12,511.37	176.21
8045	BOLINAS FPD VEH REPL	80458201	BFPDVEHREP BOLINSFIRE	2,149,535.27	30,273.81
8046	BOLINAS COMMUNITYPUD	80468501	BOLCOMMPUD BOLCOMPUD	354,352.72	4,990.66
8047	BOLINCPUD LOANREPY	80478501	BCPUDLNREP BOLCOMPUD	156.30	2.20
8048	BOLINCPUDBONDREDEMPT	10019501	GF COUNTYWIDE OPERATIONS	553.71	7.80
8049	BOLINAS 77 BOND REDEMPTION	80468501	BOLCOMMPUD BOLCOMPUD	79.56	1.12
8050	RICHARDSON BY REG TR	80508561	RBRATR RICHARDSON BAY REG	3,059,375.48	43,087.89
8051	HMSTD VLY SANI DIST	80518411	HOMESTEAD VALLEY SANITARY DIST	1,394,259.38	19,636.59
8052	INVERNESS PUD	10019501	GF COUNTYWIDE OPERATIONS	472.51	6.65
8053	K/FIELDFIREPROTDISTR	80538221	KFIELDFPD KENTDFIRE	13,738,854.34	193,496.43
8054	L/GALNSVLY SANI DIST	10019501	GF COUNTYWIDE OPERATIONS	1,222.57	17.22
8055	LGVSD 2003 PROCEEDS	10019501	GF COUNTYWIDE OPERATIONS	-	-
8057	LGV SD LOS RANCHITO	10019501	GF COUNTYWIDE OPERATIONS	-	-
8058	MARIN CITY CSD	80588071	MCCSD GF ADMINISTRATION	141,856.13	1,997.88
8059	MARINCITYCSD COMPLAN	80598081	MCCSD SEN CDBG INTERGEN'L GARD	44,477.70	626.42
8060	MARINCTYMANZANITAREN	80608091	MCCSD CAP PRIVATE / FOUNDATION	(54,362.91)	(765.64)
8061	PER CAP GRANT	80618101	MCCSD REC BREATHE GRANT	50,570.12	712.22
8062	MRNMUNWATDISTFIREFLW	10019501	GF COUNTYWIDE OPERATIONS	-	-
8063	MMWD-WOLFBACK RIDGE	10019501	GF COUNTYWIDE OPERATIONS	-	-
8064	MOSQUITO ABATEMENT	80648831	MOSQABTMNT SM MOSQUITO CENTER	17,840,966.67	251,270.11
8067	MARINWOOD CSD	80678021	MWCSO MARINWOOD PARKS ADMN	7,597,429.99	107,001.33
8068	MAIRNWOOD CSD MEAS A	80688021	MWMA MWCSO PARKS ADMIN	261,856.27	3,687.95
8069	MUIR BEACH CSD	10019501	GF COUNTYWIDE OPERATIONS	119.46	1.68
8070	NORTH MARIN WATER	10019501	GF COUNTYWIDE OPERATIONS	112.03	1.58
8073	STP SRF LOAN REPYMT	80738531	STPSRFLOAN NOMARWAT	1,087,714.01	15,319.24
8076	NVTOFIREPROTECTDISTR	80768231	NVTOFPD NOVATOFIRE	45,985,125.93	647,649.19
8077	SANITATION DISTRICT 6 - NOVATO	10019501	GF COUNTYWIDE OPERATIONS	2,295.37	32.33
8078	RCHRDSNBAYSANIDIST	80788431	RCHBYSO RICHBAYSAN	772,262.22	10,876.45

Earning				Average Daily Cash	
Fund	Earning Fund Name	Receiving Org	Receiving Org Name	Balance	Interest Earned
8079	RICHARDBAYCAPIMPRESV	80798431	RCHBYCIR RICHBAYSAN	2,213,632.77	31,176.55
8080	ROSS VALLEYPARAMEDIC	10019501	GF COUNTYWIDE OPERATIONS	4.11	0.06
8081	SANITATION DISTRICT 1 - ROSS V	10019501	GF COUNTYWIDE OPERATIONS	7,213.60	101.59
8082	ROSS VLY OAK AVE DSF	80828351	RVOAK-DSF SD1ROSVLY	848.59	11.95
8083	SANRAFAELSANIDISTR	80838441	SRS D SRSAN	35,197,021.82	495,710.78
8084	S/RFLSD-EQUPREPLRSRV	80848441	SRSDEQREPR SRSAN	861,698.45	12,136.06
8085	SRS D BAYSIDEACRES AD	80858441	SRSDBAYSID SRSAN	19,744.46	278.08
8086	S/RFL SD-ESR DRAIN1	80868441	SRSDESRDR1 SRSAN	91,066.03	1,282.56
8087	SAULITO MRNCITSNDST	10019501	GF COUNTYWIDE OPERATIONS	2,495.27	35.14
8088	SLPYHLWFIREPROT DIST	80888241	SHP SLPHOLFIRE	1,424,666.56	20,064.84
8089	SOMARINFIREPROTDIST	80898251	SMFPD SOMARFIRE	5,680,520.80	80,003.80
8090	STNSNBCHFIREPROTDIST	10019501	GF COUNTYWIDE OPERATIONS	1,036.68	14.60
8091	STNSNBCHWATERDISTR	10019501	GF COUNTYWIDE OPERATIONS	1,141.84	16.08
8093	STRWBRYRECDISTRICT	80938551	STRWBRECDT STRAWBREC	1,691,777.25	23,826.80
8094	STRWBRYRECVACATIONRES	80948551	STRWBRECV C STRAWBREC	6,181.02	87.05
8095	STRWBRYZN 5 DE SILVA	80958551	STRWBZN5DS STRAWBREC	7,223.11	101.73
8096	STRWBRY REPLACEMENT	80968551	STRWBREPLC STRAWBREC	1,752,389.94	24,680.46
8097	STRWBRYZN 4 2004 BND	80978551	STRWB04ZN4 STRAWBREC	9,655.53	135.99
8098	STRWBRY DEBT SVC	80988551	STRWBDBTSV STRAWBREC	5,034.05	70.90
8099	STRWBRY MEAS A OS	80998551	STRWBOSMSA STRAWBREC	199,873.45	2,814.99
8100	STRWBRYZN 4 2004/14	81008551	STRWB14ZN4 STRAWBREC	1,252.95	17.65
8101	STRWBRYZN 4 MEAS B	81018551	STRWB24MSB STRAWBREC	916,992.78	12,914.82
8102	STRWBRYZN42004/14DBT	81028551	STRWBRYZN42004/14DBT	-	-
8103	TAM CSD	10019501	GF COUNTYWIDE OPERATIONS	646.39	9.10
8104	TIBFIREPROTECTDISTR	10019501	GF COUNTYWIDE OPERATIONS	6,112.47	86.09
8105	SANITATION DISTRICT 5 - TIBURO	10019501	GF COUNTYWIDE OPERATIONS	872.23	12.28
8106	TMALESVILAGCSD-SEWER	10019501	GF COUNTYWIDE OPERATIONS	3.78	0.05
8107	CITY OF BELVEDERE	10019501	GF COUNTYWIDE OPERATIONS	6,158.39	86.73
8108	TOWN OF CORTE MADERA	10019501	GF COUNTYWIDE OPERATIONS	5,385.33	75.85
8109	TOWN OF FAIRFAX	10019501	GF COUNTYWIDE OPERATIONS	4,159.73	58.58
8110	CITY OF LARKSPUR	10019501	GF COUNTYWIDE OPERATIONS	10,138.26	142.79
8111	CITY OF MILL VALLEY	10019501	GF COUNTYWIDE OPERATIONS	12,203.69	171.87
8112	CITY OF NOVATO	10019501	GF COUNTYWIDE OPERATIONS	6,665.07	93.87
8113	N VINT-OAKS RDA_RPTT	81139531	VINOKS CITIES	37.52	0.53
8114	N-HAMILTON RDA_RPTTF	81149531	HAMIL CITIES	968,433.11	13,639.30
8115	N-DOWNTOWN RDA RPTTF	81159531	NDTWN CITIES	557,585.58	7,852.97
8116	NOVATO RDA-CSSF RSRV	10019501	GF COUNTYWIDE OPERATIONS	9.04	0.13
8117	NOVATORDA AST-CLGMAR	10019501	GF COUNTYWIDE OPERATIONS	25.82	0.36
8118	NOVATO RDA AST - USD	10019501	GF COUNTYWIDE OPERATIONS	125.54	1.77
8119	TOWN OF ROSS	10019501	GF COUNTYWIDE OPERATIONS	4,331.89	61.01
8120	TOWN OF SAN ANSELMO	10019501	GF COUNTYWIDE OPERATIONS	9,340.54	131.55
8121	CITY OF SAN RAFAEL	10019501	GF COUNTYWIDE OPERATIONS	18,728.72	263.77
8122	SAN RAFAEL RDA RPTTF	81229531	SRPTTF CITIES	48,405.07	681.73
8123	CITY OF SAUSALITO	10019501	GF COUNTYWIDE OPERATIONS	6,525.54	91.90
8124	TOWN OF TIBURON	10019501	GF COUNTYWIDE OPERATIONS	5,898.42	83.07
8125	MARIN HLTHCR DIST MEASURE F	81259531	MRNHLTHMF CITIES	7,243.43	102.02
8126	MARIN CITY CSD - MEAS A	81268111	MEASURE A	47,745.46	672.44
8127	MERA NEXT GEN SYSTEM PROJ FD	81278591	MERA NEXT GEN SYSTEM PROJ FD	1,014,915.54	14,293.95
8128	MERA 2016 BOND PROJ FUND	81288591	MERA 2016 BOND PROJ FUND	-	-
8129	ALTO SANITARY DIST INVESTMENT	81298401	ALTO SANITARY DIST INVESTMENT	734,468.73	10,344.17
8130	FRHSCMPRKAGCY MESA PARK	10019501	GF COUNTYWIDE OPERATIONS	-	-
8131	GARDEN VALLEY DEBT SERVICE	81319532	GRDNVLYDEBTSVS NCTYAGCY	96.73	1.36
8134	SANIDIST 2 - CORTE MADERA	10019501	GF COUNTYWIDE OPERATIONS	3,468.11	48.84
8135	CSCDA-CALIFORNIA FIRST	81359531	CSCDA COUNTYWIDE OPERATIONS	417.04	5.87
8136	MARIN HEALTHCARE MEAS F (2017)	81369532	MARIN HEALTHCARE MEAS F (2017)	7,015.32	98.80
8137	PEI GRANT	81378011	PEI GRANT	(0.10)	-
8138	HEAL GRANT	80588071	MCCSD GF ADMINISTRATION	1,212.31	17.07
8139	ROCKY GRAHAM PARK	81398011	ROCKY GRAHAM PARK	-	-
8140	ZERO WASTE	81408011	ZERO WASTE	-	-
8141	NEOP GRANT	80588071	MCCSD GF ADMINISTRATION	3,129.76	44.08
8142	PROBATION GRANT	80588071	MCCSD GF ADMINISTRATION	3,616.43	50.93
8143	CDBG GRANT	81438011	CDBG GRANT	-	-
8144	SUMMER PROGRAM	81448151	MCCSD YTH SUMMER	(127,091.90)	(1,789.95)
8150	MARIN WILDFIRE PREVENTION AUTH	81508161	MARIN WILDFIRE PREVENTION AUTH	10,742,049.24	151,289.78
8620	TIBURON RDA	10019501	GF COUNTYWIDE OPERATIONS	-	-
8680	CRTEMADERACREEKBRDGE - FTBE	80298741	TAM CONGESTION MGT AGENCY	-	-
8690	BELLEVUEAVECONSTRUCT - FTBE	86909532	BELLAVE OTR SPECIAL DISTRICTS	1,741.92	24.53

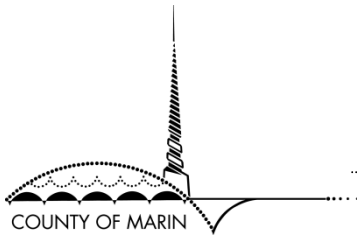
Earning				Average Daily Cash	
Fund	Earning Fund Name	Receiving Org	Receiving Org Name	Balance	Interest Earned
8700	CALTURAVISTACONSTRUC - FTBE	87009532	CALVIS OTR SPECIAL DISTRICTS	118,245.20	1,665.35
8710	SUPPL CONSTRUCTION - FTBE	87109532	SUPCON OTR SPECIAL DISTRICTS	794,725.81	11,192.83
8720	DOLANAVECONSTRUCTION - FTBE	87209532	DOLAN OTR SPECIAL DISTRICTS	31,675.98	446.12
8730	MRINESTUNDRGRNDCONST - FTBE	87309532	MEUDR OTR SPECIAL DISTRICTS	15,643.27	220.32
8740	WEST CAL AVE CONSTRU - FTBE	87409532	WESTCAL OTR SPECIAL DISTRICTS	69,737.65	982.18
8750	REASSMT-PACHECOVLYAD- FTBE	87508501	REAMT PACH VLY AD BOLCOM PUD	23,438.73	330.11
8755	INVERNESS REV BND 79A-FTBE	87558511	INVERNESSREVBND79A INVPUD	118.85	1.67
8760	INVERNESSREVBOND79A - FTBE	87608511	INRVBND79A INVERNESS PUD	-	-
8770	INVERNESSREVBOND79B- FTBE	87708511	INRVBND79B INVERNESS PUD	53.96	0.76
8780	INVERNESSREVBOND79C - FTBE	87808511	INRVBND79C INVERNESS PUD	22.60	0.32
8820	WORKFORCE ALLIANCE NO BAY JPA	88218861	WORKFORCE ALLIANCE NO BAY JPA	175,545.78	2,472.37
A002	SUPPREVAUGFUND(SRAF) - FTBE	A0029001	SRAF MCOE	(611,313.34)	(8,609.67)
A003	SERAF AB 4X26 - FTBE	A0039001	SERAF MCOE72003	823.48	11.60
A010	MCOE CO SCHOOL SVC	A0109001	MCOECOSCHL MCOE40010	59,651,878.70	840,130.15
A020	CA COLLABORATIVE ED EXCELLENCE	A0209001	CA COLLABORATIVE ED EXCELLENCE	120,177,609.03	1,692,567.53
A100	CSSF SP ED SELPA	A0109001	MCOECOSCHL MCOE40010	545,643.60	7,684.78
A120	MCOE CHILD DEVELPMNT	A1209001	MCOECHDDEV MCOE40120	924,062.25	13,014.39
A130	MCOE CAFETERIA	A1309001	MCOE CAFETERIA	(15,146.16)	(213.32)
A140	MCOE DEFERRED MAINT	A1409001	MCOEDEFMNT MCOE40140	1,289,230.25	18,157.37
A170	MCOE NON-CAPOUTLAY1	A1709001	MCOENCOTLY1 MCOE40171	5.54	0.08
A190	SCHOOLS RULE	A1909001	SCHOOLS RULE MCOE40095	311,097.71	4,381.46
A350	MCOE-CSSF1A/SB50	A3509001	MCOE1ASB50 MCOE40350	215.31	3.03
A400	MCOE SR CAPOUTLAY 1	A4009001	MCOESRCPO1 MCOE40401	16,925,968.80	238,383.38
A640	MCOE WALKERCREEK ENT	A6409001	MCOE WALKER CRK ENT NOVA40640	247,949.69	3,492.09
A680	MCOE RETIREE INSURAN	A6809001	MCOERETINS MCOE40680	1,248,513.16	17,583.92
A730	MCOE FOUND TRUST 1 - FTBE	A7309001	MCOEFNDTR1 MCOE40731	-	-
A770	PYRL WARNT PASS-THRU	A7709001	MCOE PAYROLL WARRANT PASSTHR	4,925,128.55	69,364.94
A780	ROSS VALLEY CHARTER AGENCY	A7809001	ROSS VALLEY CHARTER AGENCY	84,610.55	1,191.64
A790	MCOE CUSTODIAL SCHOLARSHIP FD	A7909001	MCOE CUSTODIAL SCHOLARSHIP FD	129.85	1.83
A800	NOVATO CHARTER AGENCY	A8009001	NOVATO CHARTER AGENCY	70,410.99	991.66
B010	BOL-STNSN GENERAL	B0109011	BS GF MCOE41010	1,217,409.95	17,145.86
B130	BOL-STNSNCAFETERIA	B1309011	BS CAFE MCOE41130	17,645.17	248.51
B140	BOL-STNSN DEF MAINT	B1409011	BS DEF MNT MCOE41140	1,911.87	26.93
B200	BOLINAS RET BENEFITS	B2009011	BOLRETBENF MCOE41200	261,966.51	3,689.51
B350	BOLINAS BLDG 1A/SB50	B3509011	BOL1ASB50 MCOE41350	56.48	0.80
B400	BOL-STNSN CAPOUTLAY	B4009011	BS CAPOTLY MCOE41401	429,369.13	6,047.19
C010	MILLER CREEK GENERAL	C0109021	MILLER CREEK GENRL DIXIE42010	684,875.01	9,645.70
C130	MILLER CREEK CAFETERIA FUND	C1309021	MILLER CREEK CAFETERIA FUND	(111,973.26)	(1,577.02)
C140	MILLER CREEK DEF MAINT	C0109021	MILLER CREEK GENRL DIXIE42010	-	-
C210	MILLER CREEK BLDG 1 2014A	C2309021	MILLERCRKBLDG #3 2014 SERIES B	-	-
C220	MILLER CREEK BUILDING 2	C2209021	MILLERCRKBLDG DIXIE ELEM SCH	43,584.44	613.84
C230	MILLCRK BLDG #3 2014 SERIES B	C2309021	MILLERCRKBLDG #3 2014 SERIES B	-	-
C250	MILLER CREEK CAPFACILITIE1	C2509021	MILLER CREEKCAPFAC1 DIXIE42251	344,494.50	4,851.82
C350	MILLER CREEK CAP OUTLAY 1	C3509021	MILLER CREEK CAP OUTLAY 1	8,642,343.56	121,717.77
C400	MILLER CREEK CAP OUTLAY 1	C4009021	MILLERCRK DBTSVCF DIXIE42560	1,460,981.15	20,576.29
C410	MILLER CREEK CAP OUTLAY 2	C4109021	MILLER CREEKCAPOTY1 DIXIE42401	2,463,938.57	34,701.82
C512	MILLER CREEK I&R 2011 REF	C5129021	MILCRKBD INTRED2014 MC42513	273,624.59	3,853.70
C513	MILLER CREEK I&R 2014A	C5139021	MILLER CREEKBLDG FD1 2014 SERA	180,538.27	2,542.68
C514	MILLCRK BOND I R 2014 SERIES B	C5149021	MILLCRK BOND I R 2014 SERIES B	196,277.50	2,764.35
C560	MILLER CREEK DEBT SVC FUND	C5609021	MILLERRCREEKIR11RF MILCRK42512	0.03	-
C680	MILLER CREEK SELF INSURANCE	C6809021	DIXSLFINS DIXIE42680	118,130.30	1,663.73
D010	KENTFIELD GENERAL	D0109031	KNTFGENRL KENT43010	990,108.96	13,944.58
D140	KENTFIELD DEF MAINT	D1409031	KNTFDMNT KENT43140	6,785.39	95.56
D170	KENTFIELD SR NON CAP OUTLAY	D0109031	KNTFGENRL KENT43010	-	-
D220	KENTFIELD BLDG FUND	D2209031	KTFBLDG KENTFIELD ELEM SCH	35,045,940.62	493,582.97
D260	KENTFLD CAP FAC 2	D2609031	KNTFCPFAC2 KENT43252	303,517.62	4,274.71
D270	KENTFLD CAP FAC 3	D2709031	KNTFCPFAC3 KENT43253	138,297.93	1,947.77
D350	KENTFIELD SD BLDG PROP 1A/SB50	D3509031	KENTFIELD SD BLDG PROP 1A/SB50	2,232,469.99	31,441.85
D400	KENTFIELD CAP OUTLAY	D4009031	KNTFCAPOTL KENT43401	1,154,269.84	16,256.60
D510	KENT SCH BOND 98	D5139031	KNTFLDBDINT KENTFIELD ELEM SCH	-	-
D512	KENT I&R 2011 REFUND	D5129031	KNTFIR11R KENT43512	161,130.86	2,269.35
D513	KNTFLD BOND INT AND RDMPTION	D5139031	KNTFLDBDINT KENTFIELD ELEM SCH	275,639.11	3,882.07
D514	KENTFIELD BOND INT & REDEMPTIO	D5149031	KENTFIELD BOND INT & REDEMPTIO	515,322.36	7,257.74
D515	KENTFIELD 2025 GO BOND SER A	D5159031	KENTFIELD 2025 GO BOND SER A	945,550.78	13,317.03
D516	KENTFIELD 2025 REFUNDING BONDS	D5169031	KENTFIELD 2025 REFUNDING BONDS	(55,692.67)	(784.37)
E010	LAGUNA JT ELEM SCHGEN	E0109041	LGNAJTELM LAGUNA JT ELEM SCH	1,523,287.72	21,453.81
E130	LAGUNA CAFETERIA	E1309041	LAGUNA CAFETERIA	15,953.10	224.68

Earning				Average Daily Cash	
Fund	Earning Fund Name	Receiving Org	Receiving Org Name	Balance	Interest Earned
F010	LAGUNITAS GENERAL FUND	F0109051	LGNTSGENFD LAGUNITAS ELEM SCH	1,648,960.03	23,223.76
F120	LAGUNITAS CHILD DEVELOPMENT	F1209051	LAGUNITAS CHILD DEVELOPMENT	33,064.70	465.68
F130	LAGUNITAS CAFETERIA	F1309051	LGNTSCAFE LGAS45130	(3,356.95)	(47.28)
F140	LAGUNITAS DEF MAINT	F1409051	LGNTSDEFMN LGAS45140	25,268.73	355.88
F210	LAGUNITAS BLDG 1	F0109051	LGNTSGENFD LAGUNITAS ELEM SCH	-	-
F250	Lagunitas Capital Facility #1	F2509051	DIXIE IR 2014A LGAS ELM SCHOOL	11,807.11	166.29
F350	Lagunitas Building Prop 1A/SB5	F3509051	LGNTSCAPF1 LGAS45251	2,803.19	39.48
F400	Lagunitas Capital Outlay	F4009051	LGNTS1ASB50 LGAS45350	5,565.80	78.39
F510	Lagunitas Bond I & R 2005	F5109051	LGNTSCAPOT LGAS45401	12,376.64	174.31
F511	LAGUNITAS BOND I & R	F5119051	LGNTSBDIR LGAS45510	14,941.81	210.44
F512	LAGUNITAS BOND I & R 2013B	F5129051	LAGUNITAS BND I AND R 2013B	23,010.35	324.08
F513	LAG I&R 2021 REFUNDING	F5139051	LAG I&R 2021 REFUNDING	30,854.48	434.55
G010	LARKSPUR GENERAL	G0109061	LARKSPUR GENERAL	10,377,303.75	146,152.74
G130	LARKSPUR CAFETERIA	G1309061	LARKSPUR CAFE	89,927.48	1,266.53
G140	LARKSPUR DEF MAINT	G1409061	LARKDEFMNT	92,908.93	1,308.52
G210	LARKSPUR BLDG 1	G2109061	LARKSPUR BLDG 1	33,117.80	466.43
G220	LARKSPUR BLDG 2 - FTBE	G2209061	LARKSPUR BLDG 2 - FTBE	-	-
G230	LARKSPUR BLDG FD 3	G2309061	LARKBLD3 LARK46213	-	-
G250	LARKSPUR CAP FAC 1	G2509061	LARKCAPF1 LARK46251	238,617.67	3,360.66
G350	LARK-CM MAD BLD PROP 1A/SB50	G3509061	LARK-CM MAD BLD PROP 1A/SB50	4,382,393.93	61,721.13
G511	LARK SCH BNDS 2000 B	G5119061	LARKSBD00B LARK46511	222,406.29	3,132.35
G512	LARKIR2011REFND00A-B	G5129061	LARKIR11AB LARK46512	160,242.62	2,256.84
G513	LARKSPUR I&R 2011A	G5139061	LARKIR11A LARK46513	737,135.91	10,381.74
G514	LARKSPUR I&R 2014A	G5149061	LARKIR14A LARK46514	29,338.84	413.20
G515	LCMSD I&R REFUNDING 2000A	G5159061	LCMSD I&R REFUNDING 2000A	199,881.15	2,815.10
G516	LCMSD I&R REFUNDING 2011B	G5169061	LCMSD I&R REFUNDING 2011B	359,433.56	5,062.22
I510	P/LUMAHIGHSCHOOLBNDS	10019501	GF COUNTYWIDE OPERATIONS	1,084.03	15.27
I511	SANTA ROSA JC BONDS	10019501	GF COUNTYWIDE OPERATIONS	(951.55)	(13.40)
I900	PETALUMA HIGH SCHOOL	10019501	GF COUNTYWIDE OPERATIONS	300.64	4.24
I950	S/ROSAJC - LAGUNA JT	10019501	GF COUNTYWIDE OPERATIONS	73.33	1.03
J010	MILL VALLEY GENERAL	J0109081	MVGF MVAL48010	8,171,914.89	115,092.30
J130	MILL VALLEY CAFETERIA	J1309081	MVCAFE MVAL48130	140,964.81	1,985.33
J140	MILL VALLEY DEF MAIN	J1409081	MVDEFMAIN MVAL48140	-	-
J200	MV POST EMP BENEFITS	J2009081	MVPSTEMPBN MVAL48200	282,856.85	3,983.72
J210	MVSD BUILDING FUND 2022	J2109081	MVSD BUILDING FUND 2022	86,290,063.93	1,215,299.27
J250	MILL VALLEY CAPFAC1	J2509081	MVCAPFAC1 MVAL48251	488,416.43	6,878.80
J350	MV BLDGPROP 1A/SB50	J4009081	MVCAPOPLY1 MVAL48401	-	-
J400	MV CAP OUTLAY 1	J4009081	MVCAPOPLY1 MVAL48401	1,171,638.98	16,501.23
J402	MILL VALLEY 2009 SRS A AQUIS	J4029081	MV2009SA MILL VALLEY ELEM SCH	-	-
J510	MILL VALLEY BOND 94A	J5109081	MVBND94A MVAL48510	144,388.16	2,033.54
J514	M VAY 2009 SER A DSF	J5149081	MV09-A DEF MVAL48514	26,533.23	373.69
J515	MILL VALLEY I&R 2009	J5159081	MV IR 09 MVAL48515	816.34	11.50
J516	MILL VALLEY 2017 REFNDNG 2009	J5169081	MILL VALLEY 2017 REFNDNG 2009	565,960.64	7,970.92
J517	MILLVALLEY 2017REFUNDING 2009B	J5179081	MILLVALLEY 2017REFUNDING 2009B	304,158.64	4,283.74
J518	MVSD 2022 GO BOND SERIES A	J5189081	MVSD 2022 GO BOND SERIES A	405,030.23	5,704.40
J519	MV 2022 GO BOND SERIES B	J5199081	MV 2022 GO BOND SERIES B	820,254.74	11,552.37
K010	NICASIO GENERAL	K0109091	NICSGENRL NICA49010	784,871.25	11,054.04
K140	NICASIO DEF MAINT	K1409091	NICSDEFMNT NICA49140	57,683.87	812.41
K511	NICASIOBONDI&R 2011	K5119091	NICSIR2011 NICA49511	46,877.55	660.22
M010	REED GENERAL	M0109111	REEDGEN REED51010	9,299,692.07	130,975.79
M130	REED CAFETERIA	M1309111	REEDCAFE REED51130	180,132.81	2,536.97
M140	REED DEF MAINT	M1409111	REEDDEFMNT REED51140	7,564.99	106.55
M250	REED CAP FAC 1	M2509111	REEDCFAC1 REED51251	114,935.75	1,618.74
M410	REED CAP OUTLAY 2	M4109111	REEDCPOTL2 REED51402	722,618.44	10,177.27
M420	REED CAP OUTLAY 3	M4209111	REEDCPOTL3 REED51403	2,595,185.65	36,550.29
M513	REED I&R '11 REF 2,4	M5169111	RD I&R 2022 REFUNDING	80.76	1.14
M514	REED IR2012REFUND06	M5169111	RD I&R 2022 REFUNDING	27.69	0.39
M515	REED BND I & R REFUND 2011	M5159111	REED BND I & R REFUND 2011	311,450.76	4,386.44
M516	RD I&R 2022 REFUNDING	M5169111	RD I&R 2022 REFUNDING	386,410.28	5,442.16
N010	ROSS GENERAL	N0109121	ROSSGENERAL ROSS52010	3,036,115.02	42,760.29
N130	ROSS CAFETERIA FUND	N1309121	ROSS CAFETERIA FUND	10,843.95	152.73
N140	ROSS DEF MAINT	N1409121	ROSSDEFMNT ROSS52140	191,427.76	2,696.05
N170	ROSS NNCAPOUTLAY 1 - FTBE	N0109121	ROSSGENERAL ROSS52010	-	-
N200	ROSS POST EMP BENS RSRV	N2009121	RSPSTEMPBN ROSS	1,171,991.85	16,506.20
N210	ROSS BLDG 1	N0109121	ROSSGENERAL ROSS52010	-	-
N250	ROSS CAPITAL FAC 1 DEVPR FEES	N2509121	ROSS CAPITAL FAC 1 DEVPR FEES	47,435.63	668.08
N510	ROSS 2006 BOND I & R	N5139121	ROSSBD14IR ROSS52513	62,275.76	877.08

Earning				Average Daily Cash	
Fund	Earning Fund Name	Receiving Org	Receiving Org Name	Balance	Interest Earned
N512	ROSS SCH BOND 2008-2	10019501	GF COUNTYWIDE OPERATIONS	19,675.58	277.11
N513	ROSSBOND2014 I&R REF	N5139121	ROSSBD14IR ROSS52513	211,312.24	2,976.10
N514	ROSS 2019 REFUNDNG SERIES 2008	N5149121	ROSS 2019 REFUNDNG SERIES 2008	50,097.80	705.57
N680	ROSS RETIREE BENE	N2009121	RSPSTEMPBEN ROSS	-	-
P010	ROSS VALLEY GENERAL	P0109131	RV GF RVAL53010	228,458.43	3,217.58
P130	ROSS VALLEY CAFETERI	P1309131	RV CAFE RVAL53130	3,734.26	52.59
P140	ROSS VALLEY DEF MAIN	P1409131	RV DEFMNT RVAL53140	483,547.67	6,810.23
P210	ROSS VALLEY BLDG 1	P2109131	RV BLD1 RVAL53211	-	-
P220	ROSSVALBLD 2 2010 A	P2209131	RVBLD210A RVAL53212	-	-
P230	ROSSVALLBLD 3 99/01	P2309131	RVBDIR99 RVAL53514	-	-
P250	ROSS VALLEY CAPFAC1	P2509131	RVCAPFAC1 RVAL53251	288,835.70	4,067.93
P350	ROSS VALLEY FACILITI	P3509131	RVFACILITI RVAL53350	2,438.16	34.34
P400	RV CAPITAL OUTLAY 1	P4009131	ROSS VALLEY CAP OUTLAY 1	1,571,209.31	22,128.73
P510	RV 1999 BOND I & R	P5109131	RV99BD1R RVAL53510	58,253.96	820.44
P512	ROSSVALBND I&R 2010A	P5129131	RVBDIR10A RVAL53512	61,226.17	862.30
P513	ROSS VALLEY TRAN	P5139131	RV TRAN RVAL53513	0.04	-
P514	ROSSVALBOND I&R99/01	P5149131	RVBD99-01 IR RVAL53213	216,789.97	3,053.24
P516	ROSSVLYBDI&RSER2013A	P5169131	RVBR2013A RVAL53516	6,539.84	92.11
P517	ROSS VALLEY BOND IR	P5179131	ROSS VALLEY BOND IR	128,547.07	1,810.44
P518	ROSS VALLEY BOND I R 2017A	P5189131	ROSS VALLEY BOND I R 2017A	78,198.68	1,101.34
P519	RV 2022 GO REFUNDING BOND	P5199131	RV 2022 GO REFUNDING BOND	112,580.37	1,585.57
P560	ROSS VALLEY DEBT SERVICE	P0109131	RV GF RVAL53010	-	-
Q010	SANRAFAEL ELEM GEN'L	Q0109141	SREGF SREL54010	11,339,429.92	159,703.22
Q120	SR ELEM CHILD DEV	Q1209141	SRECHLDDEV SREL54120	880.10	12.40
Q130	SR ELEM CAFETERIA	Q1309141	SRECAFE SREL54130	757,063.46	10,662.39
Q140	SR ELEM DEF MAINT	Q1409141	SREDEFMNT SREL54140	548,530.20	7,725.44
Q200	SR ELEM OPEB RESERVE	Q2009141	SREOPEBRES SREL54200	5,238,831.51	73,783.10
Q210	SR ELEM BLDG 1	Q2109141	SREBLD1 SREL54211	52.99	0.75
Q211	SRE BUILDING FUND #2 2022	Q2119141	SRE BUILDING FUND #2 2022	33,886,524.44	477,253.89
Q250	SR ELEM CAPFAC 1	Q2509141	SRECAPFAC1 SREL54251	1,080,017.12	15,210.83
Q350	SR ELEM BLDG 1A/SB50	Q3509141	SREB1ASB50 SREL54350	210,050.50	2,958.33
Q400	SR ELEM CAPOUTLAY 1	Q4009141	SRECAPOTL1 SREL54401	2,846,582.28	40,090.94
Q514	SRE 2002BBOND I & R	Q5149141	SRE02BBDIR SREL54514	835,986.63	11,773.94
Q515	SRE 2002CBOND I & R	Q5159141	SRE02CBDIR SREL54515	206,390.18	2,906.77
Q517	SRE I&R 2011 REFUND	Q5179141	SREIR11REF SREL54517	90,097.32	1,268.92
Q518	SRE Bond I and R 2011 Refund	Q5189141	SRE Bond I and R 2011 Refund	204,511.03	2,880.31
Q519	AR ELEM BOND I&R SERIES B	Q5199141	SR ELEM BOND I&R SERIES B	345,182.46	4,861.51
Q520	SR ELEM BOND I & R 2015C	Q5209141	SR ELEM BOND I & R 2015C	494,414.01	6,963.27
Q521	SRE Bond I & R Refunding	Q5219141	SRE Bond I & R Refunding	596,331.50	8,398.66
Q522	SRE 2022 GO BOND SERIES A	Q5229141	SRE 2022 GO BOND SERIES A	372,529.32	5,246.66
Q523	SRE 2022 GO BOND SERIES B	Q5239141	SRE 2022 GO BOND SERIES B	1,141,390.39	16,075.21
Q524	SRE 2022 GO BOND SERIES C	Q5249141	SRE 2022 GO BOND SERIES C	203,446.43	2,865.32
Q525	SRE 2025 REFUNDING BONDS	Q5259141	SRE 2025 REFUNDING BONDS	-	-
R010	SAN RAFAEL HIGH GEN'	R0109151	SRH GEN SRHS55010	15,014,663.69	211,464.78
R110	SR HIGH ADULT ED	R1109151	SRHADULTED SRHS55110	54,320.30	765.04
R130	SR HIGH CAFETERIA	R1309151	SRH CAFE SRHS55130	432,459.63	6,090.71
R140	SR HIGH DEF MAINT	R1409151	SRH DEFMNT SRHS55140	278,786.08	3,926.39
R200	SRH RETIREE BENEFITS	R2009151	SRHRETIRBF SRHS55200	2,011,939.98	28,335.93
R210	SR HIGH BDLG 1	R2109151	SRH BLD1 SRHS55211	-	-
R211	SRH BUILDING FUND #2 2022	R2119151	SRH BUILDING FUND #2 2022	83,883,887.23	1,181,410.96
R250	SR HIGH CAP FAC 1	R2509151	SRHCAPFAC1 SRHS55251	1,334,704.50	18,797.82
R340	SAN RFL HIGHLAIF INV	R3409151	SRHIGH LAIF INVEST	-	-
R350	SRH BLDG PROP 1A/SB50	R3509151	SRH BLDG PROP 1A/SB50	16.71	0.23
R400	SRH SPEC RES CAP OUTLAY	R4009151	SRH SPEC RES CAP OUTLAY	2,445,042.85	34,435.70
R512	SHORELINE SCL BNDS 09 -1D1109	R5128931	SLSBN091D SONOMA SCHOOL DIST	-	-
R513	SRH 2002BBOND I & R	R5139151	SRH02BBDIR SRHS5513	1,185,231.87	16,692.67
R515	SRH 2011 RF99B,02A-B	R5159151	SRH11RF99 SRHS5515	156,937.53	2,210.29
R516	SRHS BOND I AND R 2015A	R5169151	SRHS BOND I AND R 2015A	299,168.87	4,213.46
R517	SR HIGH BOND I&R SERIES B	R5179151	SR HIGH BOND I&R SERIES B	522,347.86	7,356.69
R518	SR HIGH BOND I & R 2015C	R5189151	SR HIGH BOND I & R 2015C	715,874.50	10,082.29
R519	SRH BOND I&R REFUNDING	R5199151	SRH BOND I&R REFUNDING	381,934.03	5,379.11
R520	SRH 2022 GO BOND SERIES A	R5209151	SRH 2022 GO BOND SERIES A	540,384.55	7,610.71
R521	SRH 2022 GO BOND SERIES B	R5219151	SRH 2022 GO BOND SERIES B	1,242,547.10	17,499.89
R522	SRH 2022 GO BOND SERIES C	R5229151	SRH 2022 GO BOND SERIES C	1,523,709.19	21,459.74
R523	SRH 2025 REFUNDING BONDS	R5239151	SRH 2025 REFUNDING BONDS	-	-
S010	SAUSALITO GENERAL	S0109161	SAUSGENRL SAU56010	2,309,385.77	32,525.12
S120	SAUSLITO CHILD DEVELOPMENT	S1209161	SAUSLITO CHILD DEVELOPMENT	1,167,366.66	16,441.06

Earning				Average Daily Cash	
Fund	Earning Fund Name	Receiving Org	Receiving Org Name	Balance	Interest Earned
S130	SAUSALITO CAFETERIA	S1309161	SAUSCAFE SAU56130	273,783.47	3,855.94
S140	SAUSALITO DEF MAINT	S1409161	SAUSDEFMNT SAU56140	46,434.77	653.98
S170	SAUSALITO NNCP OUTLA	S1709161	SAUSNNCPOT SAU56171	-	-
S210	SAUSALITO BLDG 1	S2109161	SAUSALITO BUILDING FUND#1 2020	15,337,427.43	216,010.55
S250	SMCS CAP. FACILITIES DEV FEES	S2509161	SMCS CAP. FACILITIES DEV FEES	22,879.81	322.24
S350	SAUS BLDPROP1A/SB50	S3509161	SAUSBLDP1A SAU56350	-	-
S400	SAUSALITO CAPOUTLAY1	S4009161	SAUSCAPOT1 SAU56401	458,275.31	6,454.30
S512	SAUS I R 2015 REF	S5129161	SAUS I R 2015 REF	183,549.43	2,585.09
S513	SMCS BOND I&R 2020A	S5139161	SMCS BOND I&R 2020A	55,140.22	776.59
S514	SMCD 2020 GO Bond Series B	S5149161	SMCD 2020 GO Bond Series B	317,146.40	4,466.65
S780	SAUSALITO WCA	S7809161	SAUSWCA SAU56095	-	-
T010	SHORELINE GENERAL	T0109171	SHLNGEN SHOR57010	4,548,452.54	64,059.88
T110	SHORELINE ADULT EDUCATION	T1109171	SHORELINE ADULT EDUCATION	113,773.61	1,602.37
T120	SHORELINE CHILD DEVELOPMENT	T1209171	SHORELINE CHILD DEVELOPMENT	432,623.04	6,093.01
T130	SHORELINE CAFETERIA	T1309171	SHLNCAFE SHOR57130	35,079.28	494.05
T140	SHORELINE DEF MAINT	T1409171	SHLNDFMNT SHOR57140	53,858.14	758.53
T200	SHORELINE RETIRE BEN	T2009171	SHLNRETN SHOR57200	133,088.26	1,874.40
T210	SHORELINE BUILDING FUND #1	T2109171	SHORELINE BUILDING FUND #1	733,017.36	10,323.73
T250	SHORELINE CAP FAC 1	T2509171	SHORELINE CAP FAC 1	1,078,162.86	15,184.72
T350	SHORELINE SCHOOL FACILITIES	T3509171	SHORELINE SCHOOL FACILITIES	115,996.82	1,633.69
T511	SHRLINE2002BOND I&R	T5119171	SHLN02IR SHOR57511	60.36	0.85
T514	SHORELIN BOND IR 2017 REF 2010	T5149171	SHORELIN BOND IR 2017 REF 2010	346,719.11	4,883.15
T515	SHORELINE BOND I&R 2018 SERI A	T5159171	SHORELINE BOND I&R 2018 SERI A	226,681.09	3,192.55
T516	SHORELINE BD I & R 2018 SER B	T5169171	SHORELINE BD I & R 2018 SER B	355,665.85	5,009.16
T517	SHOREBONDI&R2020REFUNDING 2011	T5179171	SHOREBONDI&R2020REFUNDING 2011	240,731.54	3,390.44
T730	SHRLINEFOUNDTRUST1	T7309171	SHLNFOUND1 SHOR57731	82,952.89	1,168.30
T740	SHORELINE FND TRUST2	T7409171	SHLNFOUND2 SHOR57740	-	-
U010	TAM GENERAL FUND	U0109181	TAM GENERAL FUND	15,039,889.97	211,820.07
U030	TAM GENERAL UNRSTD	U0109181	TAM GENERAL FUND	-	-
U060	TAM GENERAL RSTD	U0109181	TAM GENERAL FUND	-	-
U110	TAMALPAIS ADULT ED	U1109181	TAMADULTED TAMU58110	652,471.89	9,189.34
U130	TAMALPAIS CAFETERIA	U1309181	TAMCAFE TAMU58130	669,267.04	9,425.88
U140	TAMALPAIS DEF MAINT	U1409181	TAMDEFMNT TAMU58140	3,463,404.30	48,778.19
U170	TAM OTTHCAP OUTLAY	U0109181	TAM GENERAL FUND	1,035,000.00	14,576.82
U190	TAM FNDTN TRUST	U1909181	TAMFNDTNTR TAMU58190	59,696.85	840.76
U220	TAMALPAIS BLDG 2	U2209181	TAMBLD2 TAMU58212	0.02	-
U240	TAMALPAIS BLDG 4	U2409181	TAMBLD4 TAMU58214	158,139,034.29	2,227,211.85
U250	TAM CAPITAL FAC 1 DEVELPR FEES	U2509181	TAM CAPITAL FAC 1 DEVELPR FEES	438,502.46	6,175.82
U400	TAM CAP OUTLAY 1	U4009181	TAMCAPOTL1 TAMU58401	11,967,878.61	168,554.22
U512	TAM 2004 BOND I & R	U5159181	TAMIR12R TAMU58515	-	-
U514	TAM 01-02 REFUNDING	U5149181	TAM0102R TAMU58514	3,422.91	48.21
U515	TAM I&R 2012 REFUND	U5159181	TAMIR12R TAMU58515	281,515.89	3,964.84
U516	TAM I&R2014 REFND06	U5169181	TAMIR14R06 TAMU58516	426,628.12	6,008.58
U517	TAM FNDATION TRUST 2 - FTBE	U5179181	TAM BOND I&R REFUNDING 2010&11	1,527,529.42	21,513.55
U518	TAM BOND I&R REFUNDG 2011&2014	U5189181	TAM BOND I&R REFUNDG 2011&2014	680,878.99	9,589.22
U519	TAMALPAIS 2025 GO BOND SER A	U5199181	TAMALPAIS 2025 GO BOND SER A	4,435,803.61	62,473.34
U670	TAM SELF INS 1	U0109181	TAM GENERAL FUND	-	-
W010	NOVATO GENERAL	W0108911	NV GF NOVA50010	2,668,504.39	37,582.91
W110	NOVATO ADULT ED	W1108911	NVADULTED NOVA50110	125,079.50	1,761.61
W140	NOVATO DEF MAINT	W1408911	NVDEFMAINT NOVA50140	222,938.06	3,139.83
W210	NOVATO BLDG 1	W2108911	NVBLD1 NOVA50211	1,823,533.97	25,682.44
W220	NOVATO BLDG 2 - FTBE	W2208911	NVBLD2 NOVA50212	0.54	0.01
W230	NOVATO BLDG 3	W2308911	NVBLD3 NOVA50213	2.96	0.04
W240	NOVATO USD - MEAS G ELEC 2016	W2408911	NOVATO USD - MEAS G ELEC 2016	14,237,684.57	200,521.90
W250	NOVATO CAP FAC 1	W2508911	NVCAPFAC1 NOVA50251	1,272,031.11	17,915.14
W350	NOVATO STATESCHBLDG	W3508911	MVSTSCHBLD NOVA50350	12,019,630.00	169,283.08
W410	NOVATO CAP OUTLAY 2	W4108911	NVCAPOTL2 NOVA50402	647,645.82	9,121.37
W470	NOVATO GEOROTH	W4708911	NVGEOROTH NOVA50470	326,849.35	4,603.31
W512	NOVATO BOND I & R	W5128911	NVBNDIR NOVA50512	716,448.13	10,090.37
W513	NOV IR 2011 RF 2002	W5138911	NVIR11RF02 RNOVA50513	234,417.24	3,301.50
W514	NOV I&R2014 REF05-06	W5148911	NVIR14 NOVA50514	1,257,803.79	17,714.76
W515	NOVATO UNION SCHOOL BOND 2005	W5158911	NVBD2005 NOVATO SCHOOL DIST	-	-
W516	NOVATO BOND SERIES 2016	W5168911	NOVATO BOND SERIES 2016	473,932.81	6,674.81
W517	NOVATO USD GO REFUND BOND 2017	W5178911	NOVATO USD GO REFUND BOND 2017	553,788.75	7,799.50
W518	GOBONDS2016ELECTIONSERIESB2019	W5188911	GOBONDS2016ELECTIONSERIESB2019	412,702.52	5,812.45
W519	NOVG02020CSERIES2020	W5198911	NOVG02020CSERIES2020	853,866.20	12,025.75
W520	NOV GO BONDS BLDG 16 SRS D 22	W5208911	NOV GO BONDS BLDG 16 SRS D 22	30,527.83	429.95

Earning				Average Daily Cash	
Fund	Earning Fund Name	Receiving Org	Receiving Org Name	Balance	Interest Earned
W521	NOV GO BONDS BLDG 16 SRS D 22	W5218911	NOV GO BONDS BLDG 16 SRS D 22	394,116.16	5,550.69
W522	2024 GO REFUND BOND DEBT SERV	W5228911	2024 GO REFUND BOND DEBT SERV	391,629.07	5,515.66
W560	NOVATO DEBT SERVICE	W5608911	NVDEBTSVC NOVA50560	15,885.38	223.73
W610	NOVATO FOOD SVC	W6108911	NVFOODSVC NOVA50610	-	-
W611	NOVATO USD CAFETERIA	W6118911	NOVATO USD CAFETERIA	7,986,209.10	112,476.85
W612	NOVATO USD SPEC RES NON CAP	W6128911	NOVATO USD SPEC RES NON CAP	3,939,018.55	55,476.68
W630	NOV CHILD DEV ENT	W6308911	NVCHLDDEV NOVA50630	0.22	-
W640	NOVATO CHILD DEVELOPMENT FND	W6408911	NOVATO CHILD DEVELOPMENT FND	1,604,733.24	22,600.88
W670	NOVATO SELF INS 1	W6708911	NVSLFINS1 NOVA50671	(150,601.20)	(2,121.05)
W672	NOVATO SELF INS 2 - FTBE	W6728911	NSI2 NOVATO SCHOOL DIST	42.66	0.60
W770	NOVATO PR WARRANT	W7708911	NVTO PR WARRANT NOVA50770	98,805.41	1,391.56
W800	NOVATO PUBLIC TV	W8008911	NVPUBLICTV NOVA50800	-	-
W910	NOVATO CHARTER PR	W9108911	NVCHRTRPR NVTO SCHOOL DIST	-	-
Y010	JPA MRNPULTRNSPAGCY	Y0109211	JPA MARN PUPL TRNS AGNCY-MPTA	1,782,461.53	25,103.98
Z010	MARIN CCD GENERAL	Z0108901	MCCDGENRL MCC	28,834,224.68	406,097.88
Z015	MARINCCDSCHOLAR&LOAN	Z0158901	MCCDSCHLN MCC	-	-
Z120	MARINCCDCHILDCARECTR	Z1208901	MCCDCHDCAR MCC	186,011.47	2,619.76
Z130	MCCD SPECIAL RESERVE 1	Z1308901	MCCD SPECIAL RESERVE 1	54,804.48	771.86
Z210	MARIN CCD BLDG 1	Z2108901	MCCB1 MARIN COMMUNITY COLLEGES	-	-
Z220	MCCD BLDG FND 2 MEAS B	Z2208901	MCCD BLDG FND 2 MEAS B	-	-
Z230	MCCD BLDG FND 3 2016 A-1	Z2308901	MCCD BLDG FND 3 2016 A-1	-	-
Z240	MCCD BUILDING FUND#4 2016B	Z2408901	MCCD BUILDING FUND#4 2016B	-	-
Z250	MCCD BUILDING FUND#5 2016 B-1	Z2508901	MCCD BUILDING FUND#5 2016 B-1	34,521,477.08	486,196.49
Z291	MCCD SOLAR OPERATION FUND	Z2918901	MCCD CERTIFICATES OF PARTICIPA	493,949.58	6,956.73
Z351	MCCD SOLAR OPERATION FUND	Z3518901	MCCD SOLAR OPERATION FUND	704,579.24	9,923.21
Z391	SP REV WORKFORCE HOUSING	Z3918901	SP REV WORKFORCE HOUSING	287,658.51	4,051.35
Z392	SP REV MIWOK OPERATIONS	Z3928901	SP REV MIWOK OPERATIONS	-	-
Z400	MARINCCD SR-CPOTLY1	Z4008901	MCCDBLD1 MCC	21,368,577.82	300,952.57
Z410	MCCD LEASE REVENUE CAPITAL BON	Z4108901	MCCD LEASE REVENUE CAPITAL BON	71,601.87	1,008.43
Z510	MCCOLLEGE BND 2004-1	Z5148901	MCCDIR04RD MARIN CMTY COLLEGES	-	-
Z511	MCCOLLEGE BND 2004-2	Z5118901	MCCLG2BD04 MCCMCCD65511	170,162.82	2,396.55
Z512	MCCOLLEGE BND 2004-3	Z5128901	MCCLG3BD04 MCCMCCD65512	17,251.15	242.96
Z513	MCCOLLEGE BND 2004-4	Z5218901	MCCD BONDI&RREF 2004A,B&D;2016	-	-
Z514	MARIN CCD BOND IR 2004 RFND	Z5148901	MCCDIR04RD MARIN CMTY COLLEGES	214,979.67	3,027.75
Z515	MARIN CCD 2004 REF 2016	Z5158901	MARIN CCD 2004 REF 2016	37,821.92	532.68
Z516	MCCD BOND I R 2016 MEAS B	Z5168901	MCCD BOND I R 2016 MEAS B	77,514.04	1,091.70
Z517	MCCD BOND I R SER A-1	Z5178901	MCCD BOND I R SER A-1	760,803.50	10,715.07
Z518	MCCD BOND I&R SERIES C	Z5188901	MCCD BOND I&R SERIES C	296,796.02	4,180.04
Z519	MCCD BOND I&R 2016 SERIES B	Z5198901	MCCD BOND I&R 2016 SERIES B	21,911.28	308.60
Z520	MCCD BOND I&R 2016 SERIES B-1	Z5208901	MCCD BOND I&R 2016 SERIES B-1	1,443,882.81	20,335.48
Z521	MCCD BONDI&RREF 2004A,B&D;2016	Z5218901	MCCD BONDI&RREF 2004A,B&D;2016	1,699,767.29	23,939.33
Z522	MCCDI&R21	Z5228901	MCCDI&R21	1,829,932.15	25,772.55
Z560	MARIN CCD LEASE BOND	Z5608901	MCCDLEASBD MCCD65560	5,144,829.66	72,459.19
Z570	MCCD LEASE REVENUE BOND I&R	Z5708901	MCCD LEASE REVENUE BOND I&R	1,154,391.61	16,258.32
Z670	MARIN CCD SELF-INSUR	Z6708901	MCCDSIFINS MCC	1,047,835.12	14,757.59
Z730	MARIN CCD FNDATTRUST	Z7308901	MCCDFNDATR MCC	-	-
Z740	MCCD STUDENT FINANCIAL AID	Z7408901	MCCD STUDENT FINANCIAL AID	2,629,814.99	37,037.95
Z890	MCCD ADULT ED BLCK GRANT	Z8908901	MCCD EDGRNT MARIN COMMUNTY COL	-	-
				\$ 2,487,686,151.53	\$ 35,036,283.74



TREASURER

DIVISION OF THE DEPARTMENT OF FINANCE

MINA MARTINOVICH, CPA

DIRECTOR OF FINANCE

KAREN SHAW, DIVISION CHIEF

May 8, 2026

To: County of Marin Treasury Pool Participants
 From: Mina Martinovich, Director of Finance
 Subject: 3rd Quarter FY25/26 Interest Allocation

Purpose

This memorandum provides results and the methodology used to apportion investment earnings for funds participating in the County of Marin Investment Pool for the quarter ended March 31, 2026.

Quarter and Annualized Results

For the third quarter of fiscal year 2025/2026, the total investment income and interest earned was \$20,787,949.78. In accordance with [Government Code Section 27013](#), the fees associated with the investment program were \$72,949.04 for banking charges and \$211,108.68 for actual administrative costs, resulting in net investment earnings to be allocated of \$20,503,892.06.

The net investment earnings rate for the quarter and annualized were 0.761% and 3.087%.

Investment Earnings and Costs Fiscal Year 2026				
	Q1	Q2	Q3	Q4
Total Investment Earnings	\$ 27,110,474.92	\$ 35,307,799.52	\$ 20,787,949.78	
Costs Allocated*	-251,004.65	-271,515.78	-284,057.72	
Net Investment Earnings	\$ 26,859,470.27	\$ 35,036,283.74	\$ 20,503,892.06	

Quarterly Rates Fiscal Year 2026				
	Q1	Q2	Q3	Q4
Gross Investment Earnings Rate	1.085%	1.419%	0.772%	
Cost Allocation Rate	-0.010%	-0.011%	-0.011%	
Net Investment Earnings Rate	1.075%	1.408%	0.761%	

Annualized Rates Fiscal Year 2026				
	Q1	Q2	Q3	Q4
Gross Investment Earnings Rate	4.305%	5.631%	3.130%	
Cost Allocation Rate	-0.040%	-0.043%	-0.043%	
Net Investment Earnings Rate	4.265%	5.588%	3.087%	

*Banking and actual administrative costs.

How Interest is Calculated and Allocated

The Department of Finance calculates, allocates, and posts investment earnings for all funds in the County investment pool each quarter. The total investment earnings figure is comprised of earnings from the Treasurer's investment program during the same quarter.

Total investment earnings received during the quarter are reduced by investment program and actual administrative costs. The remaining amount is the net investment earnings available for allocation. Each fund's share is based on its average daily cash balance for the quarter.

This approach ensures funds earn interest in proportion to both the amount of cash on deposit and how long it remains invested.

Interest Rates

Reported rates reflect actual results for the quarter and are shown on an annualized basis. Rates may change from quarter to quarter due to market conditions, cash flows, investment maturities, and program costs. Investment earnings are not guaranteed.

Governance

The pool is managed under the [County's Investment Policy](#) and in compliance with California Government Code Sections 53600 et seq. and 53639 et seq. The pool's objectives, in order of priority, are safety, liquidity, and yield.

[Government Code Section 53647](#) also states that earned interest on deposited money belongs to pool participants and must be paid quarterly.

Attachment #1

The attached schedule provides fund-level detail, including average daily cash balances and interest earnings for the quarter.

Earning				Average Daily Cash	
Fund	Earning Fund Name	Receiving Org	Receiving Org Name	Balance	Interest Earned
1000	GENERAL FUND	10019501	GF COUNTYWIDE OPERATIONS	\$ 631,015,258.27	\$ 4,803,529.65
1010	MISC PROJECTS	10019501	GF COUNTYWIDE OPERATIONS	(17,269,007.53)	(131,458.29)
1410	COURTHOUSE CONSTRUCTION FUND (14119501	CAPRTRCON COUNTYWIDE OPERATION	1,224,841.99	9,323.97
1420	COUNTYWIDE GOVERNMENTAL CAPITA	14219501	CAP COUNTYWIDE OPERATIONS	23,819,594.90	181,323.87
1430	CAPITAL FUND - ROAD AND BRIDGE	14325531	CAPRDBG ROAD MAINTENANCE	22,016,849.05	167,600.68
1440	COP PROJECTS	10019501	GF COUNTYWIDE OPERATIONS	1,855,826.49	14,127.26
1600	2003 PENSION OBLIGATION BONDS	16019501	POB COUNTYWIDE OPERATIONS	542,795.14	4,131.96
1610	TOBACCO SECURITIZATION BOND	16119501	TBACSEC COUNTYWIDE OPERATIONS	457.52	3.48
1630	CONSOLREASMTBDS-PRPY	25417001	MCOSD ADMINISTRATION	-	-
1640	CFD 97-1ASSMTBNDSDSF	25417001	MCOSD ADMINISTRATION	15,508.41	118.06
1650	CFD93-1ASSMTBONDSDSF	25417001	MCOSD ADMINISTRATION	15,508.50	118.06
1660	MCOS SLPYHLWBONDSDSF	16617001	MCOS SHBDS OS ADMIN	22,985.30	174.97
1670	2013 REFUNDING REVENUE BOND	25417001	MCOSD ADMINISTRATION	(500.00)	(3.81)
1680	2001 CERTIFICATES OF PARTICIPA	16819501	2001COP COUNTYWIDE OPER	(43,452.08)	(330.77)
1690	2010 CERTIFICATES OF PARTICIPA	17219501	2015 CRTprt COUNTYWIDE OPER	-	-
1700	1915 MARSHAL 1 - EAST SHORE WA	17035071	1915 M1 EHS ADMINISTRATION	62,695.82	477.26
1710	1915 MARSHAL 2 - EAST SHORE WA	17135071	1915 M2 EHS ADMINISTRATION	23,099.62	175.84
1720	2015 CERT OF PARTICIPATION	17219501	2015 CRTprt COUNTYWIDE OPER	(3,301,537.26)	(25,132.57)
1730	JL CALAIM IMPLEMENTATION PLAN	17332403	JL CALAIM IMPLEMENTATION PLAN	3,389,807.85	25,804.52
1740	JUVENILE JUSTICE REALIGN 2022	17442431	JUVENILE JUSTICE REALIGN 2022	(366,994.62)	(2,793.70)
1750	CFD 2022-1 DSF	17517001	CFD 2022-1 DSF	545,080.82	4,149.36
1760	CFD 2022-1 ADMIN	17617001	CFD 2022-1 ADMIN	(11,338.05)	(86.31)
2010	LOCAL VITAL HEALTH STATISTICS	20133281	VITST COUNTY CLERK	33,418.72	254.40
2020	ELECT RECORDING DELIVERY SYS	20243341	ELRCD ELECTRONIC RECORDING	405,265.56	3,085.04
2030	RECORDS MODERNIZATION (GC 2736	20343311	RCMDN RECORDS MODERNIZATION	300,123.49	2,284.65
2040	MICROGRAPHICS CONVERSION (GF 2	20443321	MICCN MICROGRAPHICS	462,408.41	3,520.03
2050	VITAL RECORDS MODERNIZATION (S	20543301	VTATO VITAL STATISTICS	122,169.38	930.00
2060	SSN TRUNCATION	20643331	SSNTR SSN TRUNCATION	2,888.35	21.99
2070	PLANNING IN-LIEU HOUSING	20725031	AFFDHSNG AFFORDABLE HOUSING	34,787,080.19	264,812.57
2080	BUILDING INSPECTION	20845121	BLDGINSP BUILD AND SAFE ADMIN	6,363,568.96	48,441.92
2090	ENVIRONMENTAL HEALTH SERVICES	20935071	EHS EHS ADMN	1,343,145.75	10,224.54
2110	EAST SHORE WASTEWATER MAINTENA	21135111	ESWW MAINT SR WASTEWATER	135,883.86	1,034.40
2120	CHILD SUPPORT SERVICES	21212011	CSS SR ADMIN AND OPERATIONS	720,241.63	5,482.76
2130	DOJ EQUITABLE SHARING PROGRAM	21312101	DOJ EQTY SHR DA PROSEC DPTY	886.66	6.75
2140	HIGH TECH THEFT APPREHENSION &	21412161	HTTA HIGH TECH THEFT APP	560,234.91	4,264.72
2160	ROAD	21625531	ROAD ROAD MAINTENANCE	9,983,164.10	75,995.67
2170	SURVEY MONUMENT PRESERVATION	21715521	SVYMON ADMINISTRATION	178,722.10	1,360.50
2180	TIDELANDS USE FEES	21815521	TLDUSE ADMINISTRATION	377,474.77	2,873.48
2190	MARIN COUNTY STORMWATER POLUTI	21917691	MCSTOPP MCSTORMWATERPPP	2,319,472.23	17,656.71
2200	ROADWAY IMPACT FEES	22015521	RDIMP ADMINISTRATION	5,231,637.96	39,825.23
2210	TRAFFIC - TAMALPAIS COMMUNITY	22115521	TMTAM ADMINISTRATION	367,305.66	2,796.07
2220	TRAFFIC - STRAWBERRY INTERCHAN	22215521	TMTAMSTRA ADMINISTRATION	606,868.44	4,619.72
2230	TRAFFIC - WEST SIR FRANCIS DRA	22315521	TMWFR ADMINISTRATION	204,220.51	1,554.61
2240	TRAFFIC - ATHERTON AVENUE INTE	22415521	TMATH ADMINISTRATION	502,264.92	3,823.43
2250	ZERO WASTE PUBLIC OUTREACH	22515521	ZEROWASTE ADMINISTRATION	1,100,320.80	8,376.06
2260	NON-MOTORIZED TRANSPORTATION	22619501	NMTPP COUNTYWIDE OPERATIONS	132,177.31	1,006.18
2270	OFFHIGHWAY MOTOR VEHICLE TRAI	22715521	OFFHWY ADMINISTRATION	77,713.36	591.58
2280	HOSPITAL PREPAREDNESS PROGRAM	22831231	PUBLIC HEALTH PREP	17,125.81	130.37
2290	CALIFORNIA TOBACCO CONTROL PRO	22931322	TOBACCO EDUCATION	604,468.13	4,601.44
2300	DOMESTIC VIOLENCE (W&I 18305)	23011001	SRF DOM VIOLENCE HHS GEN ADMIN	14,275.44	108.67
2310	CHILDREN'S TRUST (AB 2994)	23111001	SRF CHILDREN HHS GEN ADMIN	275,248.55	2,095.30
2320	SOCIAL SVCS REALIGNMENT	10019501	GF COUNTYWIDE OPERATIONS	4,590,816.03	34,947.05
2330	HEALTH SVCS REALIGNMENT	10019501	GF COUNTYWIDE OPERATIONS	(0.01)	-
2340	HEALTH PROGRAM	23411001	HLTHPRG HHS GEN ADMINISTRATION	3,020,126.70	22,990.36
2350	EMERGENCY MEDICAL SERVICES (GC	23511001	EMS HHS GEN ADMINISTRATION	638,712.48	4,862.12
2360	MENTAL HEALTH REALIGNMENT	10019501	GF COUNTYWIDE OPERATIONS	(0.19)	-
2370	MENTAL HEALTH PROGRAM	23721101	MENTHLTPRG MENTAL HEALTH ADMN	8,312,972.53	63,281.53
2380	MENTAL HEALTH SERVICES ACT (PR	23821101	MNTHLTPR63 MENTAL HEALTH ADMN	2,871,253.06	21,857.08
2410	REALIGNMENT - CALWORKS MOE	24111001	CWORKSREAL HHS GEN ADMINISTRAT	870,356.38	6,625.49
2420	DHCS INTERGOVERNMENTAL TRANSFE	24211001	DHCSIGT HHS GEN ADMINISTRATION	501,032.27	3,814.05
2430	VITAL STATISTICS (SB 1535)	24311001	VS1535 HHS GEN ADMINISTRATION	776,405.98	5,910.30
2440	ANDREA FOX FUND	24411001	AFOX HHS GEN ADMINISTRATION	23,233.01	176.86
2450	CHILD CAR SEAT PROGRAM	24511001	CARST HHS GEN ADMINISTRATION	17,433.01	132.71
2460	POST - DEATH CERTIFICATES	24611001	POST HHS GEN ADMINISTRATION	53,992.88	411.01
2470	MCFL GENERAL FUND	24716501	MCFL ADMINISTRATIVE SERVICES	9,834,987.84	74,867.69
2480	MCFL MEASURE A	24816501	MAL ADMINISTRATIVE SERVICES	477,311.36	3,633.48
2490	MARIN COUNTY LIBRARY TRUST	24916501	LIBTR ADMINISTRATIVE SERVICES	422,576.42	3,216.81

Earning				Average Daily Cash	
Fund	Earning Fund Name	Receiving Org	Receiving Org Name	Balance	Interest Earned
2500	BOLINAS LIBRARY TRUST	25016501	BOLINAS ADMINISTRATIVE SERVICE	15,393.73	117.18
2510	CORTE MADERA LIBRARY - A. CELL	25116501	ACELLO ADMINISTRATIVE SERVICES	351,730.23	2,677.50
2520	CALIFORNIA ROOM TRUST - WATKIN	25216501	CARM ADMINISTRATIVE SERVICES	63,738.38	485.20
2530	STINSTON BEACH LIBRARY TRUST	25316501	SBLT ADMINISTRATIVE SERVICES	30,961.40	235.69
2540	MARIN COUNTY OPEN SPACE	25417001	MCOSD ADMINISTRATION	11,493,274.55	87,491.20
2550	LUIZ RANCH ENDOWMENT	25427041	MCOS REAL ESTATE AND ADMN ACQU	673.05	5.12
2560	MEASURE A - PARKS OPEN SPACE	25616401	MAP PARKS AND OPEN SPACE	18,641,826.99	141,908.72
2570	JUVINILE JUSTICE CRIME PREVENT	25732401	JVJSRL PROBATION ADMIN	3,841,982.69	29,246.64
2580	INMATE WELFARE FUND	25819501	INWEL COUNTYWIDE OPERATIONS	456,185.15	3,472.66
2590	DMV VEHICLE THEFT (PC 9250.14)	25912701	VEHTFT SCO ADMINISTRATION	1,403,486.23	10,683.87
2600	SUPPLEMENTAL LOCAL LAW ENFORCE	26012701	SLEF SCO ADMINISTRATION	6,744,959.30	51,345.21
2610	CRIME PREVENTION - DCEP	26112701	CRMPRE SCO ADMINISTRATION	(28,348.70)	(215.80)
2620	WRIT FEE (GC 26746)	26212701	WRITFE SCO ADMINISTRATION	617,840.10	4,703.24
2630	ASSET FORFEITURE	26312701	ASSETFOR SCO ADMINISTRATION	45,977.95	350.00
2640	AUTO FINGER ID (GC 76102)	26412701	AFID SCO ADMINISTRATION	2,678,558.19	20,390.21
2650	LOCAL LAW ENFORCEMENT BLOCK GR	26512701	LLEBG SCO ADMINISTRATION	171,296.17	1,303.97
2660	CIVIL PAPER SERVICE FEE (GC 26	26612701	SCVFEE SCO ADMINISTRATION	531,123.38	4,043.12
2670	REALIGNMENT - PUBLIC SAFETY	26712411	PSFYRL ADULT PROBATION SVC	25,486,340.28	194,011.78
2680	REALIGNMENT - SB 1020	26812101	REALSB120 DEPUTY DA	47,358,128.99	360,508.20
2690	REALIGNMENT - JUVENILE JUSTICE	26922421	CL11 JUVENILE PROBATION SVCS	4,380,905.71	33,349.13
2700	COUNTYWIDE GRANTS	10019501	GF COUNTYWIDE OPERATIONS	2,315,329.56	17,625.17
2710	IHSSPUBLICAUTHADMIN	27117711	IHSS PUBLIC AUTHORITY	1,781,827.50	13,563.95
2720	DISPUTE RESOLUTION (BP 470.3)	27219501	DISPRES COUNTYWIDE OPERATIONS	119,702.38	911.22
2730	CRIMINAL JUSTICE FAC (GC 76101	27319501	CRIMJUST COUNTYWIDE OPERATIONS	405,551.81	3,087.22
2740	REAL ESTATE FRAUD (GC 27388)	27412101	REALESTFRD DEPUTY DA	1,072,649.82	8,165.42
2750	FEDERAL DOJ GRANT - MAWS	27511001	MAWS HHS GEN ADMINISTRATION	62,580.48	476.39
2780	TREAS AFMLS EQUIT SHARNG PRG	27812121	TREAS AFMLS DOJ EQUITBL SHRING	16,424.11	125.03
2790	SB678 COMMUNITY CORREC PERF	27912411	SB678 ADULT PROBATION SERVICES	2,653,698.77	20,200.97
2800	HHS OPERATING FUND	10019501	GF COUNTYWIDE OPERATIONS	(6,510,043.54)	(49,556.94)
2810	FISH AND WILDLIFE COMMISSION	28119524	FISH AND WILDLIFE COMMISSION	49,407.51	376.11
2820	ROADWAY IMPCT FEE-REFUSE TRCK	28215521	RDWAY IMP FEES- REFSE ADM	1,198,784.30	9,125.61
2830	SUPPLEMENTAL LAW ENF - COPS	28312701	SLEF COPS SCO ADMIN	3,021,633.21	23,001.83
2840	ASSET FORFEITURE - STATE	28412701	ASSET FORFEITURE - SCO ADMIN	39,201.31	298.42
2850	ASSET FORFEITURE TRUST - COPE	28522811	ASSET FORF TRST - COPE	18,504.73	140.87
2860	ASSET FORFEITURE - FED TREASRY	28642841	ASSET FORF FED TREAS	241,540.97	1,838.70
2870	ASSET FORFIETURE - FED MRSHAL	28742841	ASSET FORF FED MRSHAL- MCTF	4,760.62	36.24
2880	MCTF ASSET FORFEITURE - STATE	28842841	MCTF ASSET FORFEITURE STATE	79,952.09	608.63
2890	ZIMMER FAMILY TRUST	28926631	ZIMMER CORTE MADERA	897,405.09	6,831.39
2900	HHS WHOLE PERSON CARE	29051501	HHS WHOLE PERSON CARE	1,476,929.68	11,242.95
2920	WELFARE TRUST	29241404	WELFARE TRUST PUB ASSIST ELIG	12,957,287.19	98,635.83
2930	MARIN TRANSPORTATION PROJECT	29315541	MARIN TRANSPORTATION PROJ ADM	2,671.72	20.34
2940	TRAFFIC IMPACT LUCAS	29415541	TRAFFIC IMPACT LUCAS	283,382.86	2,157.22
2950	TRAFIC MITIGATION MISC	29515541	TRAFFIC MITIGATION MISC	3,792.36	28.87
2960	NORTHGATE ACTIVITY CTR PLAN	29615541	NORTHGATE ACTIVITY CTR PLAN	616,141.79	4,690.31
2980	HEALTH AND HUMAN SERVICE GRNTS	29811001	HHSGRTEGENERAL ADMINISTRATION	26,881,519.38	204,632.41
2990	CARES ACT EMERGENCY RELIEF	29929542	CARES ACT EMERGENCY RESPONSE	(103.36)	(0.79)
3020	SAN QUENTIN SMD	30217911	SQSMDSAN QUENTIN SMD	399,651.33	3,042.30
3030	CSA 1 LOMA VERDE	30317151	CSA 1 LOMA VERDE CSA1	712,966.54	5,427.37
3040	CSA 6 SANTA VENETIA	30417161	CSA 6 SANTA VENETIA CSA6	4,860,902.93	37,003.05
3050	CSA 9 NORTHBRIDGE	30517171	CSA 9 NORTHBRIDGE CSA9	56,268.31	428.34
3060	CSA13MARINCOUPLUCAS	30617221	CSA 13 MC UPPE LUCAS CSA13	2,044,653.85	15,564.69
3070	CSA 14 HOMESTEAD VALLEY	30717233	CSA 14 HOMSTD ORIG TAX - MISC	396,448.58	3,017.92
3080	CSA 16 GREENBRAE	30817281	CSA 16 GREENBRAE CSA16	282,414.99	2,149.85
3090	CSA 17 KENTFIELD	30917321	CSA 17 KENTFIELD PARKS CSA17	5,541,798.60	42,186.29
3100	CSA 17 POLICE SVCS	31017331	CSA 17 POLICE SERVICES	452,255.37	3,442.74
3110	CSA 18GALNSVILGAREA	31117371	CSA 18 GALLINAS VILG AR CSA18	303,991.13	2,314.10
3120	CSA 19FIREPROTECSVC	31217421	CSA 19 FIRE PROTECT SVC CSA19	9,142,677.66	69,597.56
3130	CSA 20 INDIANVALLEY	31387431	CSA 20 INDIAN VALLEY CSA20	301,163.68	2,292.57
3140	CSA 27 RSSVAL'YPARA	10019501	GF COUNTYWIDE OPERATIONS	2,595.56	19.76
3150	CSA 28 WMARINPARMED	31517511	CSA 28 WEST MARIN PARA CSA28	507,854.83	3,865.99
3160	CSA 29 PARADISE CAY	31617521	CSA 29 PARADISE CAY CSA29	628,612.57	4,785.24
3170	CSA 31 CO FIRE	31717531	CSA 31 COUNTY FIRE CSA31	283,024.88	2,154.49
3180	CSA 33 STNSN BCH	31817541	CSA 33 STNSN BEACH CSA33	41,051.22	312.50
3190	MARIN CO LIGHTING	31917751	MCLIGHT MARIN COUNTY LIGHTING	5,452,568.10	41,507.04
3200	RUSHCRKLIGHT LANDSCP	32017701	RUSHCRLLIG RUSH CREEK LIGHTING	97,548.98	742.58
3210	FCZ 1 NOVATO	32117591	FCZ 1 NOVATO FCZ1	14,399,120.12	109,611.61
3220	FCZ 3 RICHARDSONBAY	32217601	FCZ 3 RICHARDSON BAY	21,537,781.56	163,953.84

Earning		Average Daily Cash			
Fund	Earning Fund Name	Receiving Org	Receiving Org Name	Balance	Interest Earned
3230	FCZ 4 BEL AIRE	32317611	FCZ4 BEL AIRE FCZ4	6,267,106.44	47,707.61
3240	FCZ 4ASTRWBYRCIRCLE	32417621	FCZ4A STRAWBERRY FCZ4A	8,896.22	67.72
3250	FCZ 5 STNSN BCH	32517631	FCZ 5 STINSON BEACH FCZ5	1,047,172.66	7,971.48
3260	FCZ 6 SNRF'LMEADOWS	32617641	FCZ 6 SAN RAFAEL MEADOWS FCZ6	796,627.32	6,064.23
3270	FCZ 7 SANTA VENETIA	32717651	FCZ 7 SANTA VENETIA FCZ7	1,097,166.05	8,352.05
3280	FCZ 9ARSSVLYCRTEMAD	32817671	FCZ 9A ROSS VY CORTE MADERA	265,763.92	2,023.10
3290	FCZ 9 ROSS VALLEY	32917661	FCZ 9 ROSS VALLEY FCZ9	6,343,762.27	48,291.15
3300	FCZ 10 INVERNESS	33017681	FCZ 10 INVERNESS FCZ10	34,026.45	259.02
3310	BOLINAS HIGHLANDSPRD	33117801	BHPRD BOLINAS HIGHLAND PRD	125,876.65	958.22
3320	MONTE CRISTO PRD	33217831	MCPRD MONTE CRISTO PRD	136,864.18	1,041.86
3330	INVERNESS DIV 2 PRD	33317811	INPRD INVERNESS DIV2 PRD	42,032.12	319.97
3340	MT VIEWAVELAGNTASPRD	33417841	LGPRD MT VIEWAVELAGNTASPRD	47,766.72	363.62
3350	PARADISE ESTATES PRD	33517851	PEPRD PARADISE ESTATES PRD	180,018.35	1,370.37
3360	MADRONE PARK CIRCLE PRD	33617821	MADRONE PARK CIRCLE PRD	13.80	0.10
3370	WOODACRE CREEK	33718701	WCR WOODACRE CRK RESTORATION	680.02	5.18
3380	LAW LIBRARY INVESTMT	33817961	LALIBINVEST LAWLIBRARY	12,121.51	92.27
3390	WSTEMGMTJPA-WSTMARIN	33918601	WASTEMGTJPA - WEST MARIN	91,059.46	693.18
3400	LAW LIBRARY BP6322.1	34017961	LAWLIBOP LAWLIBRARY	279,045.56	2,124.20
3410	CSA 17 LICENSE PLATE READERS	34115521	CSA 17 LICENSE PLATE READERS	40,530.27	308.53
3420	PLANNING FIN MAP PLAN CK FEE	34225021	PLANNING FIN MAP PLAN CK FEE	313,784.21	2,388.65
3430	RESTRICTED AFFORDABLE HOUSING	34325031	RESTRICTED AFFORDABLE HOUSING	2,035,531.73	15,495.25
3440	TOT MEAS W FIRE EMERGCY SVS	34412221	TOT EMRGCY FIRE ADMIN	690,250.19	5,254.45
3450	TOT MEAS W COMMUNITY HOUSING	34515001	TOT HOUSING CDA EXEC ADMIN	1,566,856.77	11,927.51
3460	INVERNES #2A PRD	34617441	INVERNES #2A PRD DEBT SERVICE	65,194.32	496.28
3470	CSA 14 CAPITAL IMPROVEMENT	34717242	CSA 14 CAPITAL IMPROVEMENT	1,556.19	11.85
3480	MWPA MEASURE C	34821511	MCFD DEFENSIBLE SPACE	(171,859.22)	(1,308.26)
3490	RIDGEWOOD PRD	34917871	RIDGEWOOD PRD CONSTRUCTION	45,218.57	344.22
3500	COUNTYWIDE RECOVERY	35029551	COUNTYWIDE RECOVERY	15,089.75	114.87
3510	TOT MEAS W MARIN CO FIRE	35112221	TOT MEAS W MARIN CO FIRE	1,246,317.27	9,487.44
3520	OPIOID SETTLEMENTS	35231321	OPIOID-COMMTYHEALTHPREVENTION	6,978,622.68	53,123.95
3530	HOUSING HEALTHY CA HHC	35351603	HOUSING HEALTHY CA HHC	2,081,564.98	15,845.67
3540	SAFETY HELMET VIOLATIONS	35431321	SAFETY HELMET VIOLATIONS	495.40	3.77
3550	MCFL MEASURE B	35516501	MAL ADMINISTRATIVE SERVICES	3,839,288.58	29,226.13
3560	MENTAL HEALTH COUNTY FUNDED AT	35621101	MENTAL HEALTH COUNTY FUNDED AT	36,798,305.61	280,122.79
3570	MADRONE PARK CIRCLE2 PRD	35717121	MADRONE PC2 PRD CONSTRUCTION	182,914.62	1,392.42
3580	AAA SS CONTRIBUTIONS	35841441	AAA SS CONTRIBUTIONS	-	-
3590	WASTE MGMT FRANCHISE FEES	35915621	WASTE MGMT FRANCHISE FEES	624,718.54	4,755.60
3600	FLOOD ZONE 9 CCC GRANT	36017661	FLOOD ZONE 9 CCC GRANT	572,021.74	4,354.45
3610	ALTA VISTA PRD	36117892	ALTA PRD MAINTENANCE	18,315.40	139.42
6210	MARIN COUNTY OPEN SPACE - FTBE	62117001	MCOS ROAD AND TRAIL MGT	0.49	-
6220	FISHNET 4C - FTBE	10019501	GF COUNTYWIDE OPERATIONS	-	-
6240	OTHER GRANTS - FTBE	10019501	GF COUNTYWIDE OPERATIONS	125,462.17	955.07
6260	CSA 25 SANMARINAREA - FTBE	25417001	MCOSD ADMINISTRATION	-	-
6270	AFFORDABLE HOUSING FUND	34325031	RESTRICTED AFFORDABLE HOUSING	-	-
6280	MARIN TRANSPORT PROJ - FTBE	29315541	MARIN TRANSPORTATION PROJ ADM	-	-
6290	TRANSPORT IMPRV FEE - FTBE	29415541	TRAFFIC IMPACT LUCAS	-	-
6300	DEVELFEE-TRFCMITIGAT - FTBE	29515541	TRAFFIC MITIGATION MISC	-	-
6310	TRAFFIC N. GATEACTIV - FTBE	29615541	NORTHGATE ACTIVITY CTR PLAN	-	-
6360	PT REYES VIST FAC TR - FTBE	63619532	VISFAC OTHER SPECIAL DISTRICTS	6,903.34	52.55
6370	MARIN WILDLIFEGRANTS- FTBE	34225021	PLANNING FIN MAP PLAN CK FEE	70,261.61	534.86
6380	PLANG- IN-LIEU PARKS - FTBE	63816401	PIL PARKS ADMINISTRATION	140,163.92	1,066.98
6390	FINALMAP&PLANCHCKFEE - FTBE	34225021	PLANNING FIN MAP PLAN CK FEE	-	-
6400	TRANSIT TICKET SALES - FTBE	64015521	TRANTRK ADMINISTRATION	8,859.89	67.45
6440	SPCLCIRCUMSTNPC987.9 - FTBE	64419532	SPCIRC OTHER SPECIAL DISTRICTS	142,050.58	1,081.34
6450	AUTOMATWRNTVC40508.5 - FTBE	64512701	AUTOWR SCO ADMINISTRATION	4,625.47	35.21
6460	MILLER PK BOAT LAUNC - FTBE	64626461	MBT PARK PARKS FACILITIES	68,159.43	518.86
6470	BLACK POINT BOAT LAU - FTBE	64726461	BLKP PARK FACILITES	2.72	0.02
6480	MCINNIS PARK GOLF DE - FTBE	64826461	MCPGLF PARK FACILITES	59.50	0.45
6500	STAFFORD LAKE TRUST - FTBE	65026461	STLT PARK FACILITES	0.19	-
6520	MCTF ASSET FORFTURE PROGRAMS	65242841	AF MCTF PROGRAMS	267.34	2.04
6600	WORKERS' COMPENSATION	10019501	GF COUNTYWIDE OPERATIONS	60,785,837.17	462,725.06
6610	TECHNOLOGY REPLACEMENT	66114011	IST TECH LEASE	1,669,578.20	12,709.47
6620	VEHICLE REPLACEMENT	66215632	VEHICLE REPLACEMENT	8,131,176.09	61,897.63
6700	MARIN COUNTY TRANSIT	67018761	MCT ADMINISTRATION	25,801,385.41	196,410.02
6710	MARIN.ORG	67134131	MORG MIDAS	49,838.29	379.39
6720	SPECIAL AVIATION	67215561	COAIR COUNTYAIRPORT	1,125,046.64	8,564.29
6730	MARIN COUNTY FAIR	67326121	MCFAIR FAIR ADMINISTRATION	2,598,732.38	19,782.54

Earning				Average Daily Cash	
Fund	Earning Fund Name	Receiving Org	Receiving Org Name	Balance	Interest Earned
6740	MARIN CENTER PROMOTIONS	67416111	PROMOTIONS MCTR LOCATIONS	-	-
6750	MARIN COUNTY FAIR CAP OUTLAY	67526121	FAIRCAP FAIR ADMINISTRATION	55.41	0.42
6760	MARIN COMMONS PROPERTY MANAGEM	67613111	CMNS BUDGET	(284,514.75)	(2,165.83)
7000	RDA - SPECIAL TAX BOND	78005151	REDVLPMT OBLGRET REDEVELOPM	159,107.43	1,211.19
7001	TAX LOSS RESERVE	10019501	GF COUNTYWIDE OPERATIONS	5,640,495.29	42,937.61
7002	TAX RESOURCE	10019501	GF COUNTYWIDE OPERATIONS	(32,906,286.19)	(250,495.24)
7003	MARIN COUNTY BOX OFFICE	10016114	GF MARIN CENTER BOX OFFICE	(308,533.62)	(2,348.68)
7004	RETREE HEALTH (OPEB)	70049512	OPEB OPEB	8,586,069.10	65,360.44
7005	EMPLOYEES RETIREMENT	70054991	EMPRET RETIREES	(168,206.71)	(1,280.45)
7006	RETIREE'S BENEFIT DISTRIBUTION	10019501	GF COUNTYWIDE OPERATIONS	1,045.84	7.96
7008	UNAPP CURRENT SECURED TAXES	10019501	GF COUNTYWIDE OPERATIONS	125,518,282.12	955,493.20
7009	UNAPP CURRENT UNSECURED TAXES	10019501	GF COUNTYWIDE OPERATIONS	850,230.59	6,472.28
7010	UNAPP PRIOR UNSECURED TAXES	10019501	GF COUNTYWIDE OPERATIONS	443,642.93	3,377.18
7011	UNAPP PRIOR SECURED TAXES	10019501	GF COUNTYWIDE OPERATIONS	1,124,209.38	8,557.91
7012	UNAPP SALES OF TAX-DEEDED LAND	10019501	GF COUNTYWIDE OPERATIONS	-	-
7013	UNAPP PRIOR SECURED INSTALLMEN	10019501	GF COUNTYWIDE OPERATIONS	984,451.33	7,494.02
7014	UNAPP TAXES SUSPENSE	10019501	GF COUNTYWIDE OPERATIONS	1,136,159.52	8,648.88
7015	UNAPP SUPPLEMENTAL SECURED ASS	10019501	GF COUNTYWIDE OPERATIONS	2,846,721.78	21,670.34
7016	UNAPP SUPPLEMENTAL UNSECURED A	10019501	GF COUNTYWIDE OPERATIONS	155,548.27	1,184.09
7017	UNAPP UNITARY TAXES	10019501	GF COUNTYWIDE OPERATIONS	-	-
7018	MARIN COUNTY TOURISM & BUSINES	70186111	TOURISM MARIN CENTER LOCATIONS	311,702.38	2,372.80
7019	LOCALTRNSPFD-1/4%TAX	70199532	LTF OTHER SPECIAL DISTRICTS	2,781,526.37	21,174.04
7020	EDUCATIONAL REVENUE AUGMENTATI	70203551	EDUREVAUG PROPERTY TAX	14,745,083.29	112,245.22
7021	TRIPLE FLIP - SALES & USE TAX	70203551	EDUREVAUG PROPERTY TAX	-	-
7022	VLF SWAP COMP FUND	70203551	EDUREVAUG PROPERTY TAX	-	-
7024	MARIN COURT DISTRIBUTIONS	70249501	COURTDIS COUNTYWIDE OPERATIONS	1,751,867.14	13,335.88
7026	KOREAN VIETNAM MEMORIAL	70269501	KOREAN VIETNAM MEMORIAL	(57,375.77)	(436.77)
7027	DEFERRED COMP 457 PLAN	70279501	457P COUNTYWIDE OPERATIONS	223,694.34	1,702.85
7028	PROBATION DISTRIBUTIONS (SB 67	70282401	PRODIS PROBATION ADMN	336,275.34	2,559.86
7029	COUNTY CLERK DISTRIBUTIONS	70293281	CLKDIS COUNTY CLERK	21,190.07	161.31
7030	BUILDING SEISMIC EDUCATION	70305121	BLDG SEISMC BUILDING SAFETY AD	147,430.49	1,122.30
7031	EIR - PLANNING & CDFG FEES	10019501	GF COUNTYWIDE OPERATIONS	153,216.07	1,166.34
7032	PERFORMANCE SECURITY DEPOSITS	10019501	GF COUNTYWIDE OPERATIONS	359,005.61	2,732.89
7033	EMERG MED AIR TRANSP	70339501	EMERAIR COUNTYWIDE OPERATIONS	805.23	6.13
7034	DNA IDENTIFICATION (PROP 69)	70342101	DNAIDPROP69 DEPUTY DA	3,932,166.70	29,933.16
7035	ASSET FORFEITURES 15% (H&SC 11	70352101	AF15 DEPUTY DA	209,277.62	1,593.10
7036	HIGH TECH THEFT APPREHENSION &	70362101	DA - SUNDRY TRUST	3,218,464.54	24,500.18
7037	ASSET FORFEITURES (H&SC 111489	70372101	DAASTFORF DEPUTY DA	290,812.70	2,213.78
7038	CONSUMER PROTECTION	70382101	CNSMRPRTCT DEPUTY DA	11,981,290.83	91,206.17
7039	PUBLIC GUARDIAN CONSERVATION	70391421	PUBLIC GUARDIAN CONSERVATION	1,970,296.05	14,998.65
7040	MCSO INMATE TASKFORC	10019501	GF COUNTYWIDE OPERATIONS	1,500.43	11.42
7041	PROPERTY TRANSFER TAX	10019501	GF COUNTYWIDE OPERATIONS	620,813.76	4,725.87
7042	STATE - VITAL STATISTICS FEES	70423301	STATE - VITAL STATISTICS FEES	396,999.57	3,022.11
7043	MARRIAGE RECORDS FEES	70433291	STCON RECORDING OPERATIONS	2,970.80	22.62
7044	DNA DATABASE	70443291	STDNA RECORDING OPERATIONS	438.69	3.34
7045	CIVIL FEES LEVIED	10019501	GF COUNTYWIDE OPERATIONS	555,927.90	4,231.94
7046	CENTRAL COLLECTIONS SUSPENSE	70463561	CENTRALCOLLSUSPCENTRALCOLL	595,422.62	4,532.58
7047	ESTATE OF DECEASED PERSONS	10019501	GF COUNTYWIDE OPERATIONS	71,770.19	546.34
7048	PUBLIC ADMINISTRATOR - ESTATE	70483531	PUBADMNEST PUBLICADMIN	15,431,140.87	117,467.75
7049	DCSS COLLECTIONS	21212011	CSS SR ADMIN AND OPERATIONS	-	-
7050	CA HERO PROGRAM - WRCOG	70509531	CA HERO PROGRAM - WRCOG	(44.92)	(0.34)
7051	YGRENE PACE CHFA CFD2014-1	70519531	YGRENE PACE CHFA CFD2014-1	17.33	0.13
7053	ARCC SB 2 HOUSING FEES	70533291	ARCC SB 2 HOUSING FEES	260,082.93	1,979.85
7054	SFBRA BAY AREA MEAS AA	70549532	SFBRA BAY AREA MEAS AA	141.74	1.08
7055	PAYROLL LIABILITY NEW	10019501	GF COUNTYWIDE OPERATIONS	944,849.65	7,192.56
7056	OPENPACE/ENERGYEFFICIENTEQUITY	70569531	OPENPACE/ENERGYEFFICIENTEQUITY	11,864.11	90.31
7060	ADMIN CITATION-ENFORCEMENT	70609544	ADMIN CITATION-ENFORCE SHERIFF	664.32	5.06
7601	JV INMATE WELFARE - FTBE	76019501	JUVNILE INMATE WELFARE-FTBE	41.71	0.32
7604	NSF CHECK CLEARING - FTBE	76049501	NSF COUNTYWIDE OPERATIONS	6,311.94	48.05
7605	PAYROLL LIAB-RETIRE - FTBE	10019501	GF COUNTYWIDE OPERATIONS	159,685.32	1,215.59
7607	LAND DEV SITE DEPOSI - FTBE	76075521	STDEPOS ADMINISTRATION	129.20	0.98
7609	PUBLIC SAFETY 1/2 SALES TAX	10019501	GF COUNTYWIDE OPERATIONS	126,422.69	962.38
7610	ARCC AB52 UCB COLLECTION PROG	76143291	ARCC AB52 UCB COLLECTION PROG	(398.34)	(3.03)
7611	MERA 2016 BOND PROJ FUND	76118591	MERA 2016 BOND PROJ FUND	-	-
7800	REDEVELOPMENT OBLIGATION RETIR	78005151	REDVLPMT OBLGRET REDEVELOPM	1,097,311.90	8,353.16
7810	MARIN CO RDA-RPTTF	78109531	RDARPTTF CITIES	38,407.44	292.37
7820	MARINCITYCSDTRSTFUND	10019501	GF COUNTYWIDE OPERATIONS	-	-

Earning				Average Daily Cash	
Fund	Earning Fund Name	Receiving Org	Receiving Org Name	Balance	Interest Earned
7840	MARIN COUNTY PUBLIC FINANCING	78408171	MARIN COUNTY PUBLIC FINANCING	(19,000.00)	(144.63)
8001	TRUST MARIN CITY CDS	10019501	GF COUNTYWIDE OPERATIONS	-	-
8002	ALMNTE SANITDIST INV	80028391	ALTSANINV ALMONTE SANITARY	582,861.03	4,436.96
8003	BOLINAS FPD INVESTMT	80038201	BFPDINVEST BOLINSFIRE	105,029.34	799.52
8004	BOLINAS PUD INVESTMT	80048501	BPUDINVEST BOLCOMPUD	25,683.99	195.52
8005	BOLINASPUDSPECRESINV	80058501	BPUDSPECRS BOLCOMPUD	1,926,882.03	14,668.16
8006	RICHARDSONBAY SD INV	80068431	RCHBYSDINV RICHBAYSAN	6,260,581.25	47,657.94
8007	SOUTHERN MRN FPD INV	80898251	SMFPD SOMARFIRE	10,801,524.00	82,225.34
8008	SLPY HLW FPD INVEST	80088241	SHFPDINVST SLPHOLFIRE	2,910,928.23	22,159.10
8009	STNSN BCH FPD INVEST	80098261	SBFPDINV STINSFIRE	7,981.31	60.76
8010	ABANDONED VEHICLE ABATEMENT JP	80108851	ABVEH ABNDON VEH ABATEMENT	21,092.57	160.56
8011	CA STRLIGHTGASSNJPA	80118571	CSLA CA STREET LIGHTING JPA	107,274.09	816.61
8012	MARINEMERGRADAUTHJPA	80128591	MERA MARIN EMER RADIO AUTH JPA	2,216,555.06	16,873.27
8013	MERA CAPITAL	80138591	MERA CAPITAL	-	-
8014	MERA PROJECT	80148591	MERAPJ MERA JPA	89,316.02	679.91
8015	MERA REPLACEMENT	80158591	MERAREP MERA JPA	2,333,377.66	17,762.56
8016	MERA EMERGENCY	80168591	MERA EMERGENCY MERAJPA	481,005.72	3,661.60
8017	MARINTELECOMAGCYJPA	80178581	MTA MARIN TELECOM AGCY JPA	232,287.05	1,768.26
8018	MTA MEDIA CENTER	80188651	MTA MEDIA MTA JPA	87,200.53	663.80
8019	MARIN GEN SVC AUTH JPA	80198641	MGSA ADMINISTRATION	394,936.41	3,006.41
8020	MARIN MAP JPA	80208661	MARIN MAP MGSA JPA	448,577.90	3,414.75
8021	ZERO WASTE MGMT JPA OPERATING	80218601	ZWMJPA ADMIN OPS	1,814,213.43	13,810.49
8022	ZWM HOUSEHOLD HAZ WASTE-RESTR	80228601	ZWM HSHLD HAZ WSTE PROGRAM	2,843,499.12	21,645.80
8023	ZWM. ZERO WASTE-RESTR	80238601	ZWM ZERO WASTE PROGRAM	365,422.39	2,781.73
8024	MARINET CONSORTIUM	80248671	MARINETCON MARINET	1,309,244.06	9,966.47
8025	MARINET SINKING FUND	80258671	MARINETSF MARINET	450,524.28	3,429.56
8026	MARIN FIRST FIVE	80268791	FIRST FIVE MARIN ADMIN	252,550.24	1,922.51
8027	LOCAL AGENCY FORMCOMM	80278771	LOCAL AGENCY FORMATION COMM	479,683.48	3,651.53
8028	M/COESRRCNSERVSDIST	80288611	MCCD MC RESOURCE CONSERV DIST	491,749.99	3,743.39
8034	METTRNSPCOMP1463.26	80349532	METTRSP OTR SPECIAL DISTRICTS	5,744.50	43.73
8035	ALMONTESANITARYDISTR	80358391	ALMNTESD ALMONTESAN	158,177.30	1,204.11
8036	ALTOSANITARYDISTRICT	80368401	ALTO SD	1,224,701.06	9,322.89
8037	BAY AREA AIR QUALITY MANAGEMEN	10019501	GF COUNTYWIDE OPERATIONS	84.29	0.64
8038	BAFPAA	10019501	GF COUNTYWIDE OPERATIONS	-	-
8039	BEL MARIN KEYS CSD	10019501	GF COUNTYWIDE OPERATIONS	226.53	1.72
8040	B/MRINKEYSCSD2001-1	10019501	GF COUNTYWIDE OPERATIONS	-	-
8041	B/MRINKEYSCSD2001-2	10019501	GF COUNTYWIDE OPERATIONS	-	-
8042	BOLINASFIREPROTDISTR	80428201	BOLFPD BOLINSFIRE	538,259.78	4,097.44
8043	BOLINFPDFIREH/CLINIC	80438212	BFPDFCL BOLINAS FIREHS CLINIC	24,861.15	189.25
8044	BOLINAS FPD DEBT SVC	80448212	BFOF DSV BOLINAS FIREHS CLINIC	32,159.67	244.81
8045	BOLINAS FPD VEH REPL	80458201	BFPDVEHREP BOLINSFIRE	2,179,809.08	16,593.54
8046	BOLINAS COMMUNITYPUD	80468501	BOLCOMMPUD BOLCOMPUD	621,535.25	4,731.36
8047	BOLINCPUD LOANREPY	80478501	BCPUDLNREP BOLCOMPUD	158.50	1.21
8048	BOLINCPUDBONDREDEMPT	10019501	GF COUNTYWIDE OPERATIONS	553.71	4.22
8049	BOLINAS 77 BOND REDEMPTION	80468501	BOLCOMMPUD BOLCOMPUD	79.56	0.60
8050	RICHARDSON BY REG TR	80508561	RBRATR RICHARDSON BAY REG	2,745,150.17	20,897.13
8051	HMSTD VLY SANI DIST	80518411	HOMESTEAD VALLEY SANITARY DIST	1,732,354.75	13,187.35
8052	INVERNESS PUD	10019501	GF COUNTYWIDE OPERATIONS	23.09	0.18
8053	K/FIELDFIREPROTDISTR	80538221	KFIELDFPD KENTDFIRE	16,229,015.55	123,541.48
8054	L/GALNSVLY SANI DIST	10019501	GF COUNTYWIDE OPERATIONS	255.78	1.95
8055	LGVSD 2003 PROCEEDS	10019501	GF COUNTYWIDE OPERATIONS	-	-
8057	LGV SD LOS RANCHITO	10019501	GF COUNTYWIDE OPERATIONS	-	-
8058	MARIN CITY CSD	80588071	MCCSD GF ADMINISTRATION	314,068.39	2,390.81
8059	MARINCITYCSD COMPLAN	80598081	MCCSD SEN CDBG INTERGEN'L GARD	36,246.19	275.92
8060	MARINCTYMANZANITAREN	80608091	MCCSD CAP PRIVATE / FOUNDATION	(48,093.93)	(366.11)
8061	PER CAP GRANT	80618101	MCCSD REC BREATHE GRANT	51,282.34	390.38
8062	MRNMUNWATDISTFIREFLW	10019501	GF COUNTYWIDE OPERATIONS	-	-
8063	MMWD-WOLFBACK RIDGE	10019501	GF COUNTYWIDE OPERATIONS	-	-
8064	MOSQUITO ABATEMENT	80648831	MOSQABTMNT SM MOSQUITO CENTER	21,404,688.34	162,940.68
8067	MARINWOOD CSD	80678021	MWCSO MARINWOOD PARKS ADMN	9,162,643.60	69,749.55
8068	MAIRNWOOD CSD MEAS A	80688021	MWMA MWCSO PARKS ADMIN	289,698.30	2,205.29
8069	MUIR BEACH CSD	10019501	GF COUNTYWIDE OPERATIONS	5.86	0.05
8070	NORTH MARIN WATER	10019501	GF COUNTYWIDE OPERATIONS	5.86	0.05
8073	STP SRF LOAN REPYMT	80738531	STPSRFLOAN NOMARWAT	1,059,793.62	8,067.55
8076	NVTOFIREPROTECTDISTR	80768231	NVTOFPD NOVATOFIRE	53,439,091.62	406,798.82
8077	SANITATION DISTRICT 6 - NOVATO	10019501	GF COUNTYWIDE OPERATIONS	117.52	0.89
8078	RCHRSDNBAYSANIDIST	80788431	RCHBYSD RICHBAYSAN	599,841.28	4,566.22

Earning				Average Daily Cash	
Fund	Earning Fund Name	Receiving Org	Receiving Org Name	Balance	Interest Earned
8079	RICHARDBAYCAPIMPRESV	80798431	RCHBYCIR RICHBAYSAN	2,244,809.32	17,088.35
8080	ROSS VALLEYPARAMEDIC	10019501	GF COUNTYWIDE OPERATIONS	-	-
8081	SANITATION DISTRICT 1 - ROSS V	10019501	GF COUNTYWIDE OPERATIONS	753.47	5.73
8082	ROSS VLY OAK AVE DSF	80828351	RVOAK-DSF SD1ROSVLY	860.54	6.55
8083	SANRAFAELSANIDISTR	80838441	SRSR SRSAN	41,391,861.14	315,090.69
8084	S/RFLSD-EQUPREPLRSRV	80848441	SRSDEQREPR SRSAN	873,834.51	6,651.96
8085	SRSR BAYSIDEACRES AD	80858441	SRSDBAYSID SRSAN	20,022.54	152.42
8086	S/RFL SD-ESR DRAIN1	80868441	SRSDESRDR1 SRSAN	92,348.59	702.99
8087	SAULITO MRNCITSNDST	10019501	GF COUNTYWIDE OPERATIONS	1,725.50	13.14
8088	SLPYHLWFIREPROT DIST	80888241	SHP SLPHOLFIRE	1,752,494.77	13,340.66
8089	SOMARINFIREPROTDIST	80898251	SMFPD SOMARFIRE	12,880,531.99	98,051.54
8090	STNSNBCHFIREPROTDIST	10019501	GF COUNTYWIDE OPERATIONS	50.64	0.39
8091	STNSNBCHWATERDISTR	10019501	GF COUNTYWIDE OPERATIONS	55.77	0.42
8093	STRWBRYRECDISTRICT	80938551	STRWBRECDT STRAWBREC	2,211,931.58	16,838.07
8094	STRWBRYRECVACATIONRES	80948551	STRWBRECVC STRAWBREC	6,268.07	47.71
8095	STRWBRYZN 5 DE SILVA	80958551	STRWBZN5DS STRAWBREC	5,943.56	45.24
8096	STRWBRY REPLACEMENT	80968551	STRWBREPLC STRAWBREC	1,777,070.40	13,527.74
8097	STRWBRYZN 4 2004 BND	80978551	STRWB04ZN4 STRAWBREC	9,791.52	74.54
8098	STRWBRY DEBT SVC	80988551	STRWBDBTSV STRAWBREC	5,141.77	39.14
8099	STRWBRY MEAS A OS	80998551	STRWBOSMSA STRAWBREC	229,985.58	1,750.74
8100	STRWBRYZN 4 2004/14	81008551	STRWB14ZN4 STRAWBREC	1,270.60	9.67
8101	STRWBRYZN 4 MEAS B	81018551	STRWB24MSB STRAWBREC	1,112,309.27	8,467.32
8102	STRWBRYZN42004/14DBT	81028551	STRWBRYZN42004/14DBT	-	-
8103	TAM CSD	10019501	GF COUNTYWIDE OPERATIONS	31.60	0.24
8104	TIBFIREPROTECTDISTR	10019501	GF COUNTYWIDE OPERATIONS	298.86	2.28
8105	SANITATION DISTRICT 5 - TIBURO	10019501	GF COUNTYWIDE OPERATIONS	42.65	0.32
8106	TMALESVILAGCSD-SEWER	10019501	GF COUNTYWIDE OPERATIONS	-	-
8107	CITY OF BELVEDERE	10019501	GF COUNTYWIDE OPERATIONS	300.79	2.29
8108	TOWN OF CORTE MADERA	10019501	GF COUNTYWIDE OPERATIONS	263.15	2.00
8109	TOWN OF FAIRFAX	10019501	GF COUNTYWIDE OPERATIONS	262.21	2.00
8110	CITY OF LARKSPUR	10019501	GF COUNTYWIDE OPERATIONS	495.42	3.77
8111	CITY OF MILL VALLEY	10019501	GF COUNTYWIDE OPERATIONS	593.76	4.52
8112	CITY OF NOVATO	10019501	GF COUNTYWIDE OPERATIONS	(883.37)	(6.73)
8113	N VINT-OAKS RDA_RPTT	81139531	VINOKS CITIES	3,707.06	28.22
8114	N-HAMILTON RDA_RPTTF	81149531	HAMIL CITIES	58,226.61	443.24
8115	N-DOWNTOWN RDA RPTTF	81159531	NDTWN CITIES	42,898.67	326.56
8116	NOVATO RDA-CSSF RSRV	10019501	GF COUNTYWIDE OPERATIONS	9.04	0.07
8117	NOVATORDA AST-CLGMAR	10019501	GF COUNTYWIDE OPERATIONS	25.82	0.20
8118	NOVATO RDA AST - USD	10019501	GF COUNTYWIDE OPERATIONS	125.54	0.96
8119	TOWN OF ROSS	10019501	GF COUNTYWIDE OPERATIONS	211.58	1.61
8120	TOWN OF SAN ANSELMO	10019501	GF COUNTYWIDE OPERATIONS	489.37	3.73
8121	CITY OF SAN RAFAEL	10019501	GF COUNTYWIDE OPERATIONS	838.34	6.38
8122	SAN RAFAEL RDA RPTTF	81229531	SRPTTF CITIES	104,217.63	793.34
8123	CITY OF SAUSALITO	10019501	GF COUNTYWIDE OPERATIONS	257.89	1.96
8124	TOWN OF TIBURON	10019501	GF COUNTYWIDE OPERATIONS	288.43	2.20
8125	MARIN HLTHCR DIST MEASURE F	81259531	MRNHLTHMF CITIES	2,448.90	18.64
8126	MARIN CITY CSD - MEAS A	81268111	MEASURE A	62,700.41	477.30
8127	MERA NEXT GEN SYSTEM PROJ FD	81278591	MERA NEXT GEN SYSTEM PROJ FD	592,410.69	4,509.66
8128	MERA 2016 BOND PROJ FUND	81288591	MERA 2016 BOND PROJ FUND	-	-
8129	ALTO SANITARY DIST INVESTMENT	81298401	ALTO SANITARY DIST INVESTMENT	759,486.81	5,781.50
8130	FRHSCMPRKAGCY MESA PARK	10019501	GF COUNTYWIDE OPERATIONS	-	-
8131	GARDEN VALLEY DEBT SERVICE	81319532	GRDNVLYDEBTSVS NCTYAGCY	98.09	0.75
8134	SANIDIST 2 - CORTE MADERA	10019501	GF COUNTYWIDE OPERATIONS	169.50	1.29
8135	CSCDA-CALIFORNIA FIRST	81359531	CSCDA COUNTYWIDE OPERATIONS	3,157.40	24.03
8136	MARIN HEALTHCARE MEAS F (2017)	81369532	MARIN HEALTHCARE MEAS F (2017)	1,627.92	12.39
8137	PEI GRANT	81378011	PEI GRANT	(0.10)	-
8138	HEAL GRANT	80588071	MCCSD GF ADMINISTRATION	1,212.31	9.23
8139	ROCKY GRAHAM PARK	81398011	ROCKY GRAHAM PARK	-	-
8140	ZERO WASTE	81408011	ZERO WASTE	-	-
8141	NEOP GRANT	80588071	MCCSD GF ADMINISTRATION	3,129.76	23.83
8142	PROBATION GRANT	80588071	MCCSD GF ADMINISTRATION	3,616.43	27.53
8143	CDBG GRANT	81438011	CDBG GRANT	-	-
8144	SUMMER PROGRAM	81448151	MCCSD YTH SUMMER	(101,862.43)	(775.42)
8150	MARIN WILDFIRE PREVENTION AUTH	81508161	MARIN WILDFIRE PREVENTION AUTH	17,296,887.35	131,670.53
8620	TIBURON RDA	10019501	GF COUNTYWIDE OPERATIONS	-	-
8680	CRTEMADERACREEKBRDGE - FTBE	80298741	TAM CONGESTION MGT AGENCY	-	-
8690	BELLEVUEAVECONSTRUCT - FTBE	86909532	BELLAVE OTR SPECIAL DISTRICTS	1,766.45	13.45

Earning				Average Daily Cash	
Fund	Earning Fund Name	Receiving Org	Receiving Org Name	Balance	Interest Earned
8700	CALTURAVISTACONSTRUC - FTBE	87009532	CALVIS OTR SPECIAL DISTRICTS	119,910.55	912.80
8710	SUPPL CONSTRUCTION - FTBE	87109532	SUPCON OTR SPECIAL DISTRICTS	805,918.64	6,134.96
8720	DOLANAVECONSTRUCTION - FTBE	87209532	DOLAN OTR SPECIAL DISTRICTS	32,122.10	244.53
8730	MRINESTUNDRGRNDCONST - FTBE	87309532	MEUDR OTR SPECIAL DISTRICTS	15,863.59	120.76
8740	WEST CAL AVE CONSTRU - FTBE	87409532	WESTCAL OTR SPECIAL DISTRICTS	70,719.83	538.35
8750	REASSMT-PACHECOVLYAD- FTBE	87508501	REAMT PACH VLY AD BOLCOM PUD	25,397.78	193.34
8755	INVERNESS REV BND 79A-FTBE	87558511	INVERNESSREVBND79A INVPUD	120.52	0.92
8760	INVERNESSREVBOND79A - FTBE	87608511	INRVBND79A INVERNESS PUD	-	-
8770	INVERNESSREVBOND79B- FTBE	87708511	INRVBND79B INVERNESS PUD	54.72	0.42
8780	INVERNESSREVBOND79C - FTBE	87808511	INRVBND79C INVERNESS PUD	22.92	0.17
8820	WORKFORCE ALLIANCE NO BAY JPA	88218861	WORKFORCE ALLIANCE NO BAY JPA	(150,251.63)	(1,143.77)
A002	SUPPREVAUGFUND(SRAF) - FTBE	A0029001	SRAF MCOE	(619,923.01)	(4,719.09)
A003	SERAF AB 4X26 - FTBE	A0039001	SERAF MCOE72003	835.08	6.36
A010	MCOE CO SCHOOL SVC	A0109001	MCOECOSCHL MCOE40010	66,971,585.55	509,813.34
A020	CA COLLABORATIVE ED EXCELLENCE	A0209001	CA COLLABORATIVE ED EXCELLENCE	134,202,755.15	1,021,602.74
A100	CSSF SP ED SELPA	A0109001	MCOECOSCHL MCOE40010	3,189,290.33	24,278.10
A120	MCOE CHILD DEVELPMNT	A1209001	MCOECHDDEV MCOE40120	754,036.39	5,740.01
A130	MCOE CAFETERIA	A1309001	MCOE CAFETERIA	(11,978.32)	(91.18)
A140	MCOE DEFERRED MAINT	A1409001	MCOEDEFMNT MCOE40140	1,146,963.93	8,731.13
A170	MCOE NON-CAPOUTLAY1	A1709001	MCOENCOTLY1 MCOE40171	5.53	0.04
A190	SCHOOLS RULE	A1909001	SCHOOLS RULE MCOE40095	184,716.75	1,406.13
A350	MCOE-CSSF1A/SB50	A3509001	MCOE1ASB50 MCOE40350	218.34	1.66
A400	MCOE SR CAPOUTLAY 1	A4009001	MCOESRCPO1 MCOE40401	15,902,408.63	121,055.22
A640	MCOE WALKERCREEK ENT	A6409001	MCOE WALKER CRK ENT NOVA40640	233,619.66	1,778.40
A680	MCOE RETIREE INSURAN	A6809001	MCOERETINS MCOE40680	1,242,791.82	9,460.61
A730	MCOE FOUND TRUST 1 - FTBE	A7309001	MCOEFNDR1 MCOE40731	-	-
A770	PYRL WARNT PASS-THRU	A7709001	MCOE PAYROLL WARRANT PASSTHR	3,434,678.14	26,146.09
A780	ROSS VALLEY CHARTER AGENCY	A7809001	ROSS VALLEY CHARTER AGENCY	118,703.00	903.61
A790	MCOE CUSTODIAL SCHOLARSHIP FD	A7909001	MCOE CUSTODIAL SCHOLARSHIP FD	81.79	0.62
A800	NOVATO CHARTER AGENCY	A8009001	NOVATO CHARTER AGENCY	84,187.04	640.86
B010	BOL-STNSN GENERAL	B0109011	BS GF MCOE41010	2,521,298.23	19,193.09
B130	BOL-STNSNCAFETERIA	B1309011	BS CAFE MCOE41130	97,658.02	743.41
B140	BOL-STNSN DEF MAINT	B1409011	BS DEF MNT MCOE41140	1,938.80	14.76
B200	BOLINAS RET BENEFITS	B2009011	BOLRETBENF MCOE41200	265,656.02	2,022.28
B350	BOLINAS BLDG 1A/SB50	B3509011	BOL1ASB50 MCOE41350	57.28	0.44
B400	BOL-STNSN CAPOUTLAY	B4009011	BS CAPOTLY MCOE41401	419,948.12	3,196.80
C010	MILLER CREEK GENERAL	C0109021	MILLER CREEK GENRL DIXIE42010	4,839,546.34	36,840.48
C130	MILLER CREEK CAFETERIA FUND	C1309021	MILLER CREEK CAFETERIA FUND	162,128.92	1,234.19
C140	MILLER CREEK DEF MAINT	C0109021	MILLER CREEK GENRL DIXIE42010	-	-
C210	MILLER CREEK BLDG 1 2014A	C2309021	MILLERCRKBLDG #3 2014 SERIES B	-	-
C220	MILLER CREEK BUILDING 2	C2209021	MILLERCRKBLDG #3 2014 SERIES B	44,198.28	336.45
C230	MILLCRK BLDG #3 2014 SERIES B	C2309021	MILLERCRKBLDG #3 2014 SERIES B	-	-
C250	MILLER CREEK CAPFACILITIE1	C2509021	MILLER CREEKCAPFAC1 DIXIE42251	349,611.71	2,661.38
C350	MILLER CREEK CAP OUTLAY 1	C3509021	MILLER CREEK CAP OUTLAY 1	8,097,622.95	61,642.21
C400	MILLER CREEK CAP OUTLAY 1	C4009021	MILLERCRK CAP OUTLAY 1	1,700,113.82	12,941.92
C410	MILLER CREEK CAP OUTLAY 2	C4109021	MILLER CREEKCAPOTY1 DIXIE42401	2,498,640.39	19,020.61
C512	MILLER CREEK I&R 2011 REF	C5129021	MILCRKBD INTRED2014 MC42513	279,487.63	2,127.57
C513	MILLER CREEK I&R 2014A	C5139021	MILLER CREEKBLDG FD1 2014 SERA	332,325.52	2,529.79
C514	MILLCRK BOND I R 2014 SERIES B	C5149021	MILLCRK BOND I R 2014 SERIES B	382,530.88	2,911.97
C515	MILLR CRK 2026 REFUNDING BONDS	C5159021	MILLR CRK 2026 REFUNDING BONDS	-	-
C560	MILLER CREEK DEBT SVC FUND	C5609021	MILLERRCREEKIR11RF MILCRK42512	0.03	-
C680	MILLER CREEK SELF INSURANCE	C6809021	DIXSLFINS DIXIE42680	151,838.63	1,155.85
D010	KENTFIELD GENERAL	D0109031	KNTFGENRL KENT43010	4,796,861.45	36,515.55
D140	KENTFIELD DEF MAINT	D1409031	KNTFDMNT KENT43140	6,880.95	52.38
D170	KENTFIELD SR NON CAP OUTLAY	D0109031	KNTFGENRL KENT43010	-	-
D220	KENTFIELD BLDG FUND	D2209031	KTFBLDG KENTFIELD ELEM SCH	35,753,794.32	272,171.57
D260	KENTFLD CAP FAC 2	D2609031	KNTFCFAC2 KENT43252	322,970.27	2,458.57
D270	KENTFLD CAP FAC 3	D2709031	KNTFCFAC3 KENT43253	140,245.70	1,067.60
D350	KENTFIELD SD BLDG PROP 1A/SB50	D3509031	KENTFIELD SD BLDG PROP 1A/SB50	2,184,179.59	16,626.81
D400	KENTFIELD CAP OUTLAY	D4009031	KNTFCAPOTL KENT43401	1,170,526.44	8,910.50
D510	KENT SCH BOND 98	D5139031	KNTFLDBDINT KENTFIELD ELEM SCH	-	-
D512	KENT I&R 2011 REFUND	D5129031	KNTFIR11R KENT43512	444,396.28	3,382.91
D513	KNTFLD BOND INT AND RDMPTION	D5139031	KNTFLDBDINT KENTFIELD ELEM SCH	243,093.43	1,850.52
D514	KENTFIELD BOND INT & REDEMPTION	D5149031	KENTFIELD BOND INT & REDEMPTION	528,756.34	4,025.10
D515	KENTFIELD 2025 GO BOND SER A	D5159031	KENTFIELD 2025 GO BOND SER A	1,414,888.01	10,770.67
D516	KENTFIELD 2025 REFUNDING BONDS	D5169031	KENTFIELD 2025 REFUNDING BONDS	314,342.34	2,392.89
E010	LAGUNA JT ELEM SCHGEN	E0109041	LGNAJTELM LAGUNA JT ELEM SCH	1,547,561.71	11,780.63

Earning				Average Daily Cash	
Fund	Earning Fund Name	Receiving Org	Receiving Org Name	Balance	Interest Earned
E130	LAGUNA CAFETERIA	E1309041	LAGUNA CAFETERIA	23,314.44	177.48
F010	LAGUNITAS GENERAL FUND	F0109051	LGNTSGENFD LAGUNITAS ELEM SCH	2,584,497.57	19,674.19
F120	LAGUNITAS CHILD DEVELOPMENT	F1209051	LAGUNITAS CHILD DEVELOPMENT	31,210.66	237.59
F130	LAGUNITAS CAFETERIA	F1309051	LGNTSCAFE LGAS45130	841.97	6.41
F140	LAGUNITAS DEF MAINT	F1409051	LGNTSDEFMN LGAS45140	32,846.83	250.04
F210	LAGUNITAS BLDG 1	F0109051	LGNTSGENFD LAGUNITAS ELEM SCH	-	-
F250	Lagunitas Capital Facility #1	F2509051	DIXIE IR 2014A LGAS ELM SCHOOL	11,973.40	91.15
F350	Lagunitas Building Prop 1A/SB5	F3509051	LGNTSCAPF1 LGAS45251	2,842.67	21.64
F400	Lagunitas Capital Outlay	F4009051	LGNTS1ASB50 LGAS45350	5,644.19	42.97
F510	Lagunitas Bond I & R 2005	F5109051	LGNTSCAPOT LGAS45401	12,550.95	95.54
F511	LAGUNITAS BOND I & R	F5119051	LGNTSBDIR LGAS45510	15,153.53	115.35
F512	LAGUNITAS BOND I & R 2013B	F5129051	LAGUNITAS BND I AND R 2013B	40,397.64	307.52
F513	LAG I&R 2021 REFUNDING	F5139051	LAG I&R 2021 REFUNDING	84,183.28	640.83
G010	LARKSPUR GENERAL	G0109061	LARKSPUR GENERAL	14,683,177.36	111,773.97
G130	LARKSPUR CAFETERIA	G1309061	LARKSPUR CAFE	89,011.09	677.59
G140	LARKSPUR DEF MAINT	G1409061	LARKDEFMNT	94,217.45	717.22
G210	LARKSPUR BLDG 1	G2109061	LARKSPUR BLDG 1	33,584.23	255.66
G220	LARKSPUR BLDG 2 - FTBE	G2209061	LARKSPR BLDG 2 - FTBE	-	-
G230	LARKSPUR BLDG FD 3	G2309061	LARKBLD3 LARK46213	-	-
G250	LARKSPUR CAP FAC 1	G2509061	LARKCAPFC1 LARK46251	238,847.55	1,818.20
G350	LARK-CM MAD BLD PROP 1A/SB50	G3509061	LARK-CM MAD BLD PROP 1A/SB50	4,448,224.16	33,861.59
G511	LARK SCH BNDS 2000 B	G5119061	LARKSBD00B LARK46511	1,015,233.59	7,728.35
G512	LARKIR2011REFND00A-B	G5129061	LARKIR11AB LARK46512	176,961.39	1,347.10
G513	LARKSPUR I&R 2011A	G5139061	LARKIR11A LARK46513	747,561.58	5,690.72
G514	LARKSPUR I&R 2014A	G5149061	LARKIR14A LARK46514	30,021.15	228.53
G515	LCMSD I&R REFUNDING 2000A	G5159061	LCMSD I&R REFUNDING 2000A	309,906.33	2,359.13
G516	LCMSD I&R REFUNDING 2011B	G5169061	LCMSD I&R REFUNDING 2011B	745,971.65	5,678.62
I510	P/LUMAHIGHSCHOOLBNDS	10019501	GF COUNTYWIDE OPERATIONS	1,029.03	7.83
I511	SANTA ROSA JC BONDS	10019501	GF COUNTYWIDE OPERATIONS	(1,029.03)	(7.83)
I900	PETALUMA HIGH SCHOOL	10019501	GF COUNTYWIDE OPERATIONS	-	-
I950	S/ROSAJC - LAGUNA JT	10019501	GF COUNTYWIDE OPERATIONS	3.61	0.03
J010	MILL VALLEY GENERAL	J0109081	MVGF MVAL48010	17,077,718.51	130,002.13
J130	MILL VALLEY CAFETERIA	J1309081	MVCAFE MVAL48130	101,762.64	774.66
J140	MILL VALLEY DEF MAIN	J1409081	MVDEFMAIN MVAL48140	-	-
J200	MV POST EMP BENEFITS	J2009081	MVPSTEMPBN MVAL48200	286,840.57	2,183.54
J210	MVSD BUILDING FUND 2022	J2109081	MVSD BUILDING FUND 2022	86,097,839.01	655,409.70
J250	MILL VALLEY CAPFAC1	J2509081	MVCAPFAC1 MVAL48251	515,971.10	3,927.77
J350	MV BLDGPROP 1A/SB50	J4009081	MVCAPOTLY1 MVAL48401	-	-
J400	MV CAP OUTLAY 1	J4009081	MVCAPOTLY1 MVAL48401	1,118,066.28	8,511.15
J402	MILL VALLEY 2009 SRS A AQUIS	J4029081	MV2009SA MILL VALLEY ELEM SCH	-	-
J510	MILL VALLEY BOND 94A	J5109081	MVBND94A MVAL48510	146,424.00	1,114.63
J514	M VAY 2009 SER A DSF	J5149081	MV09-A DEF MVAL48514	26,908.18	204.84
J515	MILL VALLEY I&R 2009	J5159081	MV IR 09 MVAL48515	827.84	6.30
J516	MILL VALLEY 2017 REFNDNG 2009	J5169081	MILL VALLEY 2017 REFNDNG 2009	1,405,375.19	10,698.25
J517	MILLVALLEY 2017REFUNDING 2009B	J5179081	MILLVALLEY 2017REFUNDING 2009B	623,336.97	4,745.08
J518	MVSD 2022 GO BOND SERIES A	J5189081	MVSD 2022 GO BOND SERIES A	628,867.89	4,787.18
J519	MV 2022 GO BOND SERIES B	J5199081	MV 2022 GO BOND SERIES B	1,572,075.60	11,967.24
K010	NICASIO GENERAL	K0109091	NICSGENRL NICA49010	1,017,556.93	7,746.03
K140	NICASIO DEF MAINT	K1409091	NICSDEFMNT NICA49140	56,103.21	427.08
K511	NICASIOBOND I&R 2011	K5119091	NICSIR2011 NICA49511	47,538.15	361.88
M010	REED GENERAL	M0109111	REEDGEN REED51010	14,907,665.63	113,482.86
M130	REED CAFETERIA	M1309111	REEDCAFE REED51130	200,409.84	1,525.60
M140	REED DEF MAINT	M1409111	REEDDEFMNT REED51140	4,039.02	30.75
M250	REED CAP FAC 1	M2509111	REEDCPFAC1 REED51251	118,196.23	899.76
M410	REED CAP OUTLAY 2	M4109111	REEDCPOTL2 REED51402	732,766.54	5,578.10
M420	REED CAP OUTLAY 3	M4209111	REEDCPOTL3 REED51403	2,737,506.02	20,838.94
M513	REED I&R '11 REF 2,4	M5169111	RD I&R 2022 REFUNDING	88.18	0.67
M514	REED IR2012REFUND06	M5169111	RD I&R 2022 REFUNDING	30.09	0.23
M515	REED BND I & R REFUND 2011	M5159111	REED BND I & R REFUND 2011	848,625.12	6,460.06
M516	RD I&R 2022 REFUNDING	M5169111	RD I&R 2022 REFUNDING	1,053,975.68	8,023.27
N010	ROSS GENERAL	N0109121	ROSSGENERAL ROSS52010	4,359,003.73	33,182.40
N130	ROSS CAFETERIA FUND	N1309121	ROSS CAFETERIA FUND	16,959.70	129.10
N140	ROSS DEF MAINT	N1409121	ROSSDEFMNT ROSS52140	184,009.78	1,400.75
N170	ROSS NNCAP OUTLAY 1 - FTBE	N0109121	ROSSGENERAL ROSS52010	-	-
N200	ROSS POST EMP BENS RSRV	N2009121	RSPSTEMPBN ROSS	1,188,498.05	9,047.30
N210	ROSS BLDG 1	N0109121	ROSSGENERAL ROSS52010	-	-
N250	ROSS CAPITAL FAC 1 DEVPR FEES	N2509121	ROSS CAPITAL FAC 1 DEVPR FEES	50,025.15	380.81

Earning				Average Daily Cash	
Fund	Earning Fund Name	Receiving Org	Receiving Org Name	Balance	Interest Earned
N510	ROSS 2006 BOND I & R	N5139121	ROSSBD14IR ROSS52513	63,669.20	484.68
N512	ROSS SCH BOND 2008-2	10019501	GF COUNTYWIDE OPERATIONS	95,833.85	729.52
N513	ROSSBOND2014 I&R REF	N5139121	ROSSBD14IR ROSS52513	711,454.89	5,415.87
N514	ROSS 2019 REFUNDNG SERIES 2008	N5149121	ROSS 2019 REFUNDNG SERIES 2008	137,839.09	1,049.28
N680	ROSS RETIREE BENE	N2009121	RSPSTEMPBEN ROSS	-	-
P010	ROSS VALLEY GENERAL	P0109131	RV GF RVAL53010	1,691,984.89	12,880.04
P130	ROSS VALLEY CAFETERI	P1309131	RV CAFE RVAL53130	(58,368.54)	(444.32)
P140	ROSS VALLEY DEF MAIN	P1409131	RV DEFMNT RVAL53140	478,138.34	3,639.77
P210	ROSS VALLEY BLDG 1	P2109131	RV BLD1 RVAL53211	-	-
P220	ROSSVALBLD 2 2010 A	P2209131	RVBLD210A RVAL53212	-	-
P230	ROSSVALLBLD 3 99/01	P2309131	RVBDIR99 RVAL53514	-	-
P250	ROSS VALLEY CAPFAC1	P2509131	RVCAPFAC1 RVAL53251	315,654.26	2,402.88
P350	ROSS VALLEY FACILITI	P3509131	RVFACILITI RVAL53350	2,472.50	18.82
P400	RV CAPITAL OUTLAY 1	P4009131	ROSS VALLEY CAP OUTLAY 1	1,555,750.30	11,842.97
P510	RV 1999 BOND I & R	P5109131	RV99BD1R RVAL53510	59,602.08	453.71
P512	ROSSVALBND I&R 2010A	P5129131	RVBDIR10A RVAL53512	210,593.92	1,603.12
P513	ROSS VALLEY TRAN	P5139131	RV TRAN RVAL53513	0.04	-
P514	ROSSVALBOND I&R99/01	P5149131	RVBD99-01 IR RVAL53213	663,327.55	5,049.50
P516	ROSSVLYBDI&RSER2013A	P5169131	RVBR2013A RVAL53516	6,631.96	50.48
P517	ROSS VALLEY BOND IR	P5179131	ROSS VALLEY BOND IR	271,668.20	2,068.04
P518	ROSS VALLEY BOND I R 2017A	P5189131	ROSS VALLEY BOND I R 2017A	121,083.70	921.74
P519	RV 2022 GO REFUNDING BOND	P5199131	RV 2022 GO REFUNDING BOND	183,761.97	1,398.87
P560	ROSS VALLEY DEBT SERVICE	P0109131	RV GF RVAL53010	-	-
Q010	SANRAFAEL ELEM GEN'L	Q0109141	SREGF SREL54010	19,116,047.67	145,518.67
Q120	SR ELEM CHILD DEV	Q1209141	SRECHLDDEV SREL54120	892.50	6.79
Q130	SR ELEM CAFETERIA	Q1309141	SRECAFE SREL54130	725,399.50	5,522.02
Q140	SR ELEM DEF MAINT	Q1409141	SREDEFMNT SREL54140	556,255.64	4,234.43
Q200	SR ELEM OPEB RESERVE	Q2009141	SREOPEBRES SREL54200	5,246,845.59	39,941.00
Q210	SR ELEM BLDG 1	Q2109141	SREBLD1 SREL54211	1,625.48	12.37
Q211	SRE BUILDING FUND #2 2022	Q2119141	SRE BUILDING FUND #2 2022	43,346,384.75	329,969.27
Q250	SR ELEM CAPFAC 1	Q2509141	SRECAPFAC1 SREL54251	1,226,596.00	9,337.32
Q350	SR ELEM BLDG 1A/SB50	Q3509141	SREB1ASB50 SREL54350	959,743.53	7,305.93
Q400	SR ELEM CAPOUTLAY 1	Q4009141	SRECAPOTL1 SREL54401	2,790,680.28	21,243.73
Q514	SRE 2002BBOND I & R	Q5149141	SRE02BBDIR SREL54514	2,394,696.29	18,229.34
Q515	SRE 2002CBOND I & R	Q5159141	SRE02CBDIR SREL54515	594,919.65	4,528.76
Q517	SRE I&R 2011 REFUND	Q5179141	SREIR11REF SREL54517	97,976.92	745.84
Q518	SRE Bond I and R 2011 Refund	Q5189141	SRE Bond I and R 2011 Refund	365,447.76	2,781.93
Q519	AR ELEM BOND I&R SERIES B	Q5199141	SR ELEM BOND I&R SERIES B	515,991.24	3,927.92
Q520	SR ELEM BOND I & R 2015C	Q5209141	SR ELEM BOND I & R 2015C	891,486.60	6,786.34
Q521	SRE Bond I & R Refunding	Q5219141	SRE Bond I & R Refunding	1,596,435.18	12,152.68
Q522	SRE 2022 GO BOND SERIES A	Q5229141	SRE 2022 GO BOND SERIES A	602,632.14	4,587.47
Q523	SRE 2022 GO BOND SERIES B	Q5239141	SRE 2022 GO BOND SERIES B	1,883,368.84	14,336.92
Q524	SRE 2022 GO BOND SERIES C	Q5249141	SRE 2022 GO BOND SERIES C	1,199,336.74	9,129.81
Q525	SRE 2025 REFUNDING BONDS	Q5259141	SRE 2025 REFUNDING BONDS	(39,032.35)	(297.13)
R010	SAN RAFAEL HIGH GEN'	R0109151	SRH GEN SRHS55010	24,516,732.70	186,630.75
R110	SR HIGH ADULT ED	R1109151	SRHADULTED SRHS55110	54,163.99	412.32
R130	SR HIGH CAFETERIA	R1309151	SRH CAFE SRHS55130	601,908.04	4,581.95
R140	SR HIGH DEF MAINT	R1409151	SRH DEFMNT SRHS55140	282,712.47	2,152.12
R200	SRH RETIREE BENEFITS	R2009151	SRHRETIRBF SRHS55200	1,967,289.04	14,975.76
R210	SR HIGH BDLG 1	R2109151	SRH BLD1 SRHS55211	-	-
R211	SRH BUILDING FUND #2 2022	R2119151	SRH BUILDING FUND #2 2022	70,318,211.36	535,289.14
R250	SR HIGH CAP FAC 1	R2509151	SRHCAPFAC1 SRHS55251	1,431,638.81	10,898.18
R340	SAN RFL HIGHLAIF INV	R3409151	SRHIGH LAIF INVEST	-	-
R350	SRH BLDG PROP 1A/SB50	R3509151	SRH BLDG PROP 1A/SB50	16.94	0.13
R400	SRH SPEC RES CAP OUTLAY	R4009151	SRH SPEC RES CAP OUTLAY	2,498,551.11	19,019.93
R512	SHORELINE SCL BNDS 09 -1D1109	R5128931	SLSBNO91D SONOMA SCHOOL DIST	-	-
R513	SRH 2002BBOND I & R	R5139151	SRH02BBDIR SRHS55513	3,224,108.02	24,543.14
R515	SRH 2011 RF99B,02A-B	R5159151	SRH11RF99 SRHS55515	159,349.32	1,213.03
R516	SRHS BOND I AND R 2015A	R5169151	SRHS BOND I AND R 2015A	522,517.47	3,977.60
R517	SR HIGH BOND I&R SERIES B	R5179151	SR HIGH BOND I&R SERIES B	772,221.49	5,878.45
R518	SR HIGH BOND I & R 2015C	R5189151	SR HIGH BOND I & R 2015C	1,336,089.18	10,170.82
R519	SRH BOND I&R REFUNDING	R5199151	SRH BOND I&R REFUNDING	1,036,739.03	7,892.05
R520	SRH 2022 GO BOND SERIES A	R5209151	SRH 2022 GO BOND SERIES A	851,177.53	6,479.49
R521	SRH 2022 GO BOND SERIES B	R5219151	SRH 2022 GO BOND SERIES B	2,464,548.75	18,761.09
R522	SRH 2022 GO BOND SERIES C	R5229151	SRH 2022 GO BOND SERIES C	1,115,298.93	8,490.08
R523	SRH 2025 REFUNDING BONDS	R5239151	SRH 2025 REFUNDING BONDS	(46,998.51)	(357.77)
S010	SAUSALITO GENERAL	S0109161	SAUSGENRL SAU56010	4,378,662.33	33,332.05

Earning				Average Daily Cash	
Fund	Earning Fund Name	Receiving Org	Receiving Org Name	Balance	Interest Earned
S120	SAUSLITO CHILD DEVELOPMENT	S1209161	SAUSLITO CHILD DEVELOPMENT	714,286.94	5,437.43
S130	SAUSALITO CAFETERIA	S1309161	SAUSCAFE SAU56130	233,857.08	1,780.21
S140	SAUSALITO DEF MAINT	S1409161	SAUSDEFMNT SAU56140	45,880.38	349.26
S170	SAUSALITO NNCP OUTLA	S1709161	SAUSNNCPOT SAU56171	-	-
S210	SAUSALITO BLDG 1	S2109161	SAUSALITO BUILDING FUND#1 2020	11,554,684.61	87,958.68
S250	SMCS CAP. FACILITIES DEV FEES	S2509161	SMCS CAP. FACILITIES DEV FEES	93,950.01	715.18
S350	SAUS BLDPROP1A/SB50	S3509161	SAUSBLDP1A SAU56350	-	-
S400	SAUSALITO CAPOUTLAY1	S4009161	SAUSCAPOT1 SAU56401	464,729.61	3,537.70
S512	SAUS I R 2015 REF	S5129161	SAUS I R 2015 REF	411,560.46	3,132.96
S513	SMCS BOND I&R 2020A	S5139161	SMCS BOND I&R 2020A	104,484.49	795.38
S514	SMCD 2020 GO Bond Series B	S5149161	SMCD 2020 GO Bond Series B	467,690.49	3,560.24
S780	SAUSALITO WCA	S7809161	SAUSWCA SAU56095	-	-
T010	SHORELINE GENERAL	T0109171	SHLNGEN SHOR57010	7,726,433.32	58,816.57
T110	SHORELINE ADULT EDUCATION	T1109171	SHORELINE ADULT EDUCATION	51,987.02	395.75
T120	SHORELINE CHILD DEVELOPMENT	T1209171	SHORELINE CHILD DEVELOPMENT	351,359.97	2,674.69
T130	SHORELINE CAFETERIA	T1309171	SHLNCAFE SHOR57130	38,461.63	292.79
T140	SHORELINE DEF MAINT	T1409171	SHLNDFMNT SHOR57140	62,392.82	474.96
T200	SHORELINE RETIRE BEN	T2009171	SHLNRETN SHOR57200	134,962.66	1,027.39
T210	SHORELINE BUILDING FUND #1	T2109171	SHORELINE BUILDING FUND #1	659,950.95	5,023.80
T250	SHORELINE CAP FAC 1	T2509171	SHORELINE CAP FAC 1	1,109,055.80	8,442.56
T350	SHORELINE SCHOOL FACILITIES	T3509171	SHORELINE SCHOOL FACILITIES	99,237.48	755.43
T511	SHRLINE2002BOND I&R	T5119171	SHLN02IR SHOR57511	61.21	0.47
T514	SHORELIN BOND IR 2017 REF 2010	T5149171	SHORELIN BOND IR 2017 REF 2010	527,146.15	4,012.84
T515	SHORELINE BOND I&R 2018 SERI A	T5159171	SHORELINE BOND I&R 2018 SERI A	301,389.83	2,294.30
T516	SHORELINE BD I & R 2018 SER B	T5169171	SHORELINE BD I & R 2018 SER B	484,092.01	3,685.09
T517	SHOREBONDI&R2020REFUNDING 2011	T5179171	SHOREBONDI&R2020REFUNDING 2011	250,423.78	1,906.32
T518	SHORELINE 2026 REFUNDING BONDS	T5189171	SHORELINE 2026 REFUNDING BONDS	-	-
T730	SHRLINEFOUNDTRUST1	T7309171	SHLNFOUND1 SHOR57731	79,713.80	606.81
T740	SHORELINE FND TRUST2	T7409171	SHLNFOUND2 SHOR57740	-	-
U010	TAM GENERAL FUND	U0109181	TAM GENERAL FUND	36,675,392.17	279,187.12
U030	TAM GENERAL UNRSTD	U0109181	TAM GENERAL FUND	-	-
U060	TAM GENERAL RSTD	U0109181	TAM GENERAL FUND	-	-
U110	TAMALPAIS ADULT ED	U1109181	TAMADULTED TAMU58110	637,023.56	4,849.27
U130	TAMALPAIS CAFETERIA	U1309181	TAMCAFE TAMU58130	521,693.72	3,971.33
U140	TAMALPAIS DEF MAINT	U1409181	TAMDEFMNT TAMU58140	3,020,871.74	22,996.03
U170	TAM OTTHCAP OUTLAY	U0109181	TAM GENERAL FUND	1,035,000.00	7,878.82
U190	TAM FNDTN TRUST	U1909181	TAMFNDTNTR TAMU58190	60,154.28	457.92
U220	TAMALPAIS BLDG 2	U2209181	TAMBLD2 TAMU58212	0.02	-
U240	TAMALPAIS BLDG 4	U2409181	TAMBLD4 TAMU58214	154,751,320.51	1,178,026.28
U250	TAM CAPITAL FAC 1 DEVELPR FEES	U2509181	TAM CAPITAL FAC 1 DEVELPR FEES	505,287.49	3,846.44
U400	TAM CAP OUTLAY 1	U4009181	TAMCAPOTL1 TAMU58401	8,838,894.46	67,285.05
U512	TAM 2004 BOND I & R	U5159181	TAMIR12R TAMU58515	-	-
U514	TAM 01-02 REFUNDING	U5149181	TAM0102R TAMU58514	3,483.76	26.52
U515	TAM I&R 2012 REFUND	U5159181	TAMIR12R TAMU58515	285,918.24	2,176.52
U516	TAM I&R2014 REFND06	U5169181	TAMIR14R06 TAMU58516	435,723.42	3,316.89
U517	TAM FNDATION TRUST 2 - FTBE	U5179181	TAM BOND I&R REFUNDING 2010&11	4,411,976.04	33,585.65
U518	TAM BOND I&R REFUNDG 2011&2014	U5189181	TAM BOND I&R REFUNDG 2011&2014	2,592,952.72	19,738.55
U519	TAMALPAIS 2025 GO BOND SER A	U5199181	TAMALPAIS 2025 GO BOND SER A	7,269,162.85	55,335.65
U670	TAM SELF INS 1	U0109181	TAM GENERAL FUND	-	-
W010	NOVATO GENERAL	W0108911	NV GF NOVA50010	13,130,865.70	99,957.18
W110	NOVATO ADULT ED	W1108911	NVADULTED NOVA50110	155,608.03	1,184.55
W140	NOVATO DEF MAINT	W1408911	NVDEFMAINT NOVA50140	116,431.20	886.32
W210	NOVATO BLDG 1	W2108911	NVBLD1 NOVA50211	1,836,809.58	13,982.50
W220	NOVATO BLDG 2 - FTBE	W2208911	NVBLD2 NOVA50212	0.55	-
W230	NOVATO BLDG 3	W2308911	NVBLD3 NOVA50213	3.00	0.02
W240	NOVATO USD - MEAS G ELEC 2016	W2408911	NOVATO USD - MEAS G ELEC 2016	12,139,984.85	92,414.21
W250	NOVATO CAP FAC 1	W2508911	NVCAPFAC1 NOVA50251	1,199,533.60	9,131.31
W350	NOVATO STATESCHBLDG	W3508911	MVSTSCHBLD NOVA50350	11,880,300.11	90,437.39
W410	NOVATO CAP OUTLAY 2	W4108911	NVCAPOTL2 NOVA50402	656,160.52	4,994.94
W470	NOVATO GEOROTH	W4708911	NVGEOROTH NOVA50470	329,124.18	2,505.42
W512	NOVATO BOND I & R	W5128911	NVBNDIR NOVA50512	726,547.97	5,530.76
W513	NOV IR 2011 RF 2002	W5138911	NVIR11RF02 RNOVA50513	237,687.44	1,809.37
W514	NOV I&R2014 REF05-06	W5148911	NVIR14 NOVA50514	1,279,593.75	9,740.76
W515	NOVATO UNION SCHOOL BOND 2005	W5158911	NVBD2005 NOVATO SCHOOL DIST	-	-
W516	NOVATO BOND SERIES 2016	W5168911	NOVATO BOND SERIES 2016	1,021,513.27	7,776.15
W517	NOVATO USD GO REFUND BOND 2017	W5178911	NOVATO USD GO REFUND BOND 2017	1,307,219.42	9,951.06
W518	GOBONDS2016ELECTIONSERIESB2019	W5188911	GOBONDS2016ELECTIONSERIESB2019	836,261.04	6,365.94

Earning				Average Daily Cash	
Fund	Earning Fund Name	Receiving Org	Receiving Org Name	Balance	Interest Earned
W519	NOVGO2020CSERIES2020	W5198911	NOVGO2020CSERIES2020	1,777,924.70	13,534.24
W520	NOV GO BONDS BLDG 16 SRS D 22	W5208911	NOV GO BONDS BLDG 16 SRS D 22	30,957.78	235.66
W521	NOV GO BONDS BLDG 16 SRS D 22	W5218911	NOV GO BONDS BLDG 16 SRS D 22	947,777.75	7,214.85
W522	2024 GO REFUND BOND DEBT SERV	W5228911	2024 GO REFUND BOND DEBT SERV	3,015,560.82	22,955.60
W560	NOVATO DEBT SERVICE	W5608911	NVDEBTSVC NOVA50560	16,109.11	122.63
W610	NOVATO FOOD SVC	W6108911	NVFOODSVC NOVA50610	-	-
W611	NOVATO USD CAFETERIA	W6118911	NOVATO USD CAFETERIA	8,631,593.50	65,706.99
W612	NOVATO USD SPEC RES NON CAP	W6128911	NOVATO USD SPEC RES NON CAP	3,423,843.06	26,063.60
W630	NOV CHILD DEV ENT	W6308911	NVCHLDDEV NOVA50630	0.22	-
W640	NOVATO CHILD DEVELOPMENT FND	W6408911	NOVATO CHILD DEVELOPMENT FND	1,476,823.28	11,242.14
W670	NOVATO SELF INS 1	W6708911	NVSLFINS1 NOVA50671	224,291.47	1,707.39
W672	NOVATO SELF INS 2 - FTBE	W6728911	NSI2 NOVATO SCHOOL DIST	43.26	0.33
W770	NOVATO PR WARRANT	W7708911	NVTO PR WARRANT NOVA50770	401,593.59	3,057.08
W800	NOVATO PUBLIC TV	W8008911	NVPUBLICTV NOVA50800	-	-
W910	NOVATO CHARTER PR	W9108911	NVCHRTRPR NVTO SCHOOL DIST	-	-
Y010	JPA MRNPULTRNSPAGCY	Y0109211	JPA MARN PUPL TRNS AGNCY-MPTA	1,733,569.96	13,196.60
Z010	MARIN CCD GENERAL	Z0108901	MCCDGENRL MCC	45,604,786.98	347,161.09
Z015	MARINCCDSCHOLAR&LOAN	Z0158901	MCCDSCHLN MCC	-	-
Z120	MARINCCDCHILDCARECTR	Z1208901	MCCDCHDCAR MCC	196,209.80	1,493.62
Z130	MCCD SPECIAL RESERVE 1	Z1308901	MCCD SPECIAL RESERVE 1	51,757.77	394.00
Z210	MARIN CCD BLDG 1	Z2108901	MCCB1 MARIN COMMUNITY COLLEGES	-	-
Z220	MCCD BLDG FND 2 MEAS B	Z2208901	MCCD BLDG FND 2 MEAS B	-	-
Z230	MCCD BLDG FND 3 2016 A-1	Z2308901	MCCD BLDG FND 3 2016 A-1	-	-
Z240	MCCD BUILDING FUND#4 2016B	Z2408901	MCCD BUILDING FUND#4 2016B	-	-
Z250	MCCD BUILDING FUND#5 2016 B-1	Z2508901	MCCD BUILDING FUND#5 2016 B-1	25,148,964.95	191,443.55
Z291	MCCD SOLAR OPERATION FUND	Z2918901	MCCD CERTIFICATES OF PARTICIPA	495,680.49	3,773.31
Z351	MCCD SOLAR OPERATION FUND	Z3518901	MCCD SOLAR OPERATION FUND	718,301.07	5,467.98
Z391	SP REV WORKFORCE HOUSING	Z3918901	SP REV WORKFORCE HOUSING	297,180.25	2,262.25
Z392	SP REV MIWOK OPERATIONS	Z3928901	SP REV MIWOK OPERATIONS	-	-
Z400	MARINCCD SR-CPOTLY1	Z4008901	MCCDBLD1 MCC	21,690,785.60	165,118.56
Z410	MCCD LEASE REVENUE CAPITAL BON	Z4108901	MCCD LEASE REVENUE CAPITAL BON	72,610.30	552.74
Z510	MCCOLLEGE BND 2004-1	Z5148901	MCCDIR04RD MARIN CMTY COLLEGES	-	-
Z511	MCCOLLEGE BND 2004-2	Z5118901	MCCLG2BD04 MCCMCCD65511	172,607.25	1,313.95
Z512	MCCOLLEGE BND 2004-3	Z5128901	MCCLG3BD04 MCCMCCD65512	17,477.36	133.04
Z513	MCCOLLEGE BND 2004-4	Z5218901	MCCD BONDI&RREF 2004A,B&D;2016	-	-
Z514	MARIN CCD BOND IR 2004 RFND	Z5148901	MCCDIR04RD MARIN CMTY COLLEGES	237,388.52	1,807.09
Z515	MARIN CCD 2004 REF 2016	Z5158901	MARIN CCD 2004 REF 2016	40,202.35	306.03
Z516	MCCD BOND I R 2016 MEAS B	Z5168901	MCCD BOND I R 2016 MEAS B	308,679.49	2,349.79
Z517	MCCD BOND I R SER A-1	Z5178901	MCCD BOND I R SER A-1	1,969,210.65	14,990.39
Z518	MCCD BOND I&R SERIES C	Z5188901	MCCD BOND I&R SERIES C	843,309.16	6,419.59
Z519	MCCD BOND I&R 2016 SERIES B	Z5198901	MCCD BOND I&R 2016 SERIES B	199,323.47	1,517.33
Z520	MCCD BOND I&R 2016 SERIES B-1	Z5208901	MCCD BOND I&R 2016 SERIES B-1	3,168,238.67	24,117.84
Z521	MCCD BONDI&RREF 2004A,B&D;2016	Z5218901	MCCD BONDI&RREF 2004A,B&D;2016	4,507,931.11	34,316.10
Z522	MCCDI&R21	Z5228901	MCCDI&R21	4,611,787.18	35,106.69
Z560	MARIN CCD LEASE BOND	Z5608901	MCCDLEASBD MCCD65560	5,356,515.63	40,775.85
Z570	MCCD LEASE REVENUE BOND I&R	Z5708901	MCCD LEASE REVENUE BOND I&R	1,162,449.66	8,849.01
Z670	MARIN CCD SELF-INSUR	Z6708901	MCCDSIFINS MCC	1,117,399.30	8,506.07
Z730	MARIN CCD FNDATTRUST	Z7308901	MCCDFNDATR MCC	-	-
Z740	MCCD STUDENT FINANCIAL AID	Z7408901	MCCD STUDENT FINANCIAL AID	2,706,605.27	20,603.62
Z890	MCCD ADULT ED BLCK GRANT	Z8908901	MCCD EDGRNT MARIN COMMUNITY COL	-	-
				\$ 2,693,492,012.35	\$ 20,503,892.06



STAFF REPORT – ITEM 8

TO JPA Board of Directors
FROM Kimberly Scheibly, Executive Director
SUBJECT Receive Executive Director Update
DATE June 18, 2026

The Executive Director will provide an update on recent and ongoing activities provided by staff.

RECOMMENDATION

Receive oral report. Information Only.

STAFF REPORT – ITEM 9

TO JPA Board of Directors
FROM Kimberly Scheibly, Executive Director
SUBJECT Adopt a Resolution Delegating Authority to the Executive Director to Enter into Contracts for Goods and Services up to \$100,000 consistent with the approved JPA budget.
DATE June 18, 2026

BACKGROUND

On February 26, 2015, the JPA Board adopted Resolution 2015-01 establishing a \$50,000 signature authority for the Executive Director. This was intended to support efficient administration and uninterrupted operations. As agency needs have expanded, Resolution ZWM-2026-04 proposes increasing the authorization to \$100,000. This adjustment aligns with current operational and regulatory demands and helps ensure timely delivery of Board-approved programs and services.

Resolution ZWM-2026-04 also rescinds Resolution 2015-01 and affirms that any annual expenditures exceeding \$100,000 requires Board approval. Annual expenditures are defined as cumulative expenditures per vendor or contractor per fiscal year. The Board also retains full authority to exercise contracting authority at any time.

All contracts executed under this delegated authority will continue to adhere to the following controls:

- Approved annual budget appropriations
- Existing procurement and fiscal controls
- Legal review by JPA Counsel, as applicable
- Regular reporting and oversight by the JPA Board

EQUITY IMPACT

The contracts and programs supported under this expanded authority advance countywide zero waste, household hazardous waste, environmental health, recycling, reuse, and SB 1383 compliance initiatives. These efforts benefit all Marin communities and support multilingual outreach, equitable access to services, and community-based environmental education.

FISCAL IMPACT

There is no additional fiscal impact associated with this action. All contracts executed under the updated authority level are included within the approved FY 2026/2027 JPA budget and remain subject to established fiscal controls and oversight procedures.

RECOMMENDATION

Staff recommend the Board adopt Resolution ZWM-2026-04, which will:

- Increase the Executive Director’s annual expenditure authority from \$50,000 to \$100,000;
- Rescind Resolution 2015-01;

ATTACHMENTS

1. Resolution ZWM-2026-04.
2. Resolution 2015-01.



MARIN COUNTY HAZARDOUS AND SOLID WASTE MANAGEMENT JOINT POWERS AUTHORITY

Belvedere Corte Madera County of Marin Fairfax Larkspur
Mill Valley Novato Ross San Anselmo San Rafael Sausalito Tiburon

Board Chair: Please confirm the vote on this item by reading the following items out loud after the vote.

Motion (First) _____ Second _____

Ayes _____

Noes _____

Abstentions _____

Absent _____

**MARIN COUNTY HAZARDOUS AND SOLID WASTE MANAGEMENT
JOINT POWERS AUTHORITY**

RESOLUTION NO. ZWM-2026-04

**A RESOLUTION OF THE BOARD DELEGATING PURCHASING APPROVAL TO THE
EXECUTIVE DIRECTOR**

WHEREAS, the Marin County Hazardous and Solid Waste Management Joint Powers Authority (Authority) was established to prepare, adopt, and administer hazardous and solid waste plans; and

WHEREAS, except as to those actions that must be approved by the Authority's Board, such delegation of authority would create operational efficiency while carrying out the purposes and functions of the Authority; and

WHEREAS, the Authority therefore deems it to be in the best interest of the Authority to delegate authority as set forth below; and

WHEREAS, the Board, by designating a certain contracting authority to the designated agent described herein, shall not be divested of any such authority, but shall retain and may exercise such authority at such times as it may deem necessary and proper, at its sole discretion; and

WHEREAS, the Board shall retain contracting authority over all contracts required by law to be approved by the Board, including but not limited to any contracts to borrow money or otherwise incur debt.

NOW, THEREFORE, BE IT RESOLVED, that the Board of the Authority hereby finds, declares, determines and orders as follows:

1. The Executive Director (or designee) is authorized to approve annual expenditures from agency funds authorized in the budget up to and including \$100,000. Annual expenditures in excess of \$100,000 must be approved by the Board. Annual expenditures are defined as cumulative expenditures per vendor or contractor per fiscal year.
2. This resolution shall become effective immediately and shall govern Board meetings conducted after this date.
3. Resolution No. 2015-01, adopted February 26, 2015, is hereby rescinded in its entirety, effective upon adoption of this resolution.

PASSED AND ADOPTED at a regular meeting of the Marin County Hazardous and Solid Waste Management Joint Powers Authority held this __ day of ____ 2026 by the following vote:

AYES:

NOES:

ABSENT:

CHAIR: _____

ATTEST: _____

MARIN COUNTY HAZARDOUS AND SOLID WASTE MANAGEMENT
JOINT POWERS AUTHORITY

RESOLUTION NO. 2015-01

A RESOLUTION ESTABLISHING A \$50,000 SIGNATURE AUTHORITY LEVEL FOR THE
EXECUTIVE DIRECTOR TO CONDUCT TIMELY BUSINESS FOR THE
JOINT POWERS AUTHORITY

WHEREAS, the Marin County Hazardous and Solid Waste Management Joint Powers Authority (Authority) was established to prepare, adopt, and administer hazardous and solid waste plans; and

WHEREAS, the Authority operates under the *Revised Hazardous and Solid Waste Joint Powers Agreement – County of Marin* executed in 1996; and

WHEREAS, Section 5.3 of the Joint Powers Agreement states: “The Board may adopt from time to time such policies, procedures, by-laws, rules or regulations for the conduct of its affairs as may be required;” and

WHEREAS, professional services contracts and purchase orders over \$50,000 shall require approval from the Board and delegation of signature authority to the Executive Director or designee; and

WHEREAS, a \$50,000 signature authority for the Executive Director for Professional Service Contracts is consistent with County of Marin policy for professional services contracts – and it is the County that provides staff, fiscal and administrative support to the Joint Powers Authority; and

WHEREAS, a \$50,000 signature authority for Goods and Services Purchase Orders (for work such as printing and mailing) is prudent and allows for the timely conduct of Authority business; and

NOW, THEREFORE, BE IT RESOLVED, in instances where the timely conduct of the JPA’s affairs does not afford obtaining explicit authorization for professional services contracts or purchase orders for \$50,000 or less – the Executive Director is hereby delegated signature authority to enter into such agreements that conform to the JPA’s budget and are in the best interest of the agency;

PASSED AND ADOPTED at a regular meeting of the Marin County Hazardous and Solid Waste Management Joint Powers Authority held this 26th day of February, 2015 by the following vote:

AYES: Hymel, Neilan, Toy, Schwarz, McCann, Frank, Stutsman, Politzer, Curran

NOES: None

ABSENT: Mackle, Bracken, Braulik

CHAIR: _____

ATTEST: _____

STAFF REPORT – ITEM 10

TO JPA Board of Directors
FROM Kimberly Scheibly, Executive Director
SUBJECT Authorize the Executive Director to work with the County to add one Full-Time Equivalent Program Coordinator position funded by the JPA budget approved June 2, 2026.
DATE June 18, 2026

BACKGROUND

At the June 2, 2026, JPA Board meeting, the Board approved funding for one Full-Time Equivalent (FTE) Program Coordinator position to join the Zero Waste Marin staff. This position will support the planning, coordination, and implementation of public outreach and education programs focused on waste reduction and hazardous waste management. A primary responsibility of the Program Coordinator is to provide technical assistance to commercial businesses and Member Agencies to help ensure compliance with solid and hazardous waste regulations, including mandates to divert organic waste and recyclables from the landfill, and to recover edible food for distribution to food recovery organizations.

The Program Coordinator will also assist in creating and distributing educational materials and will engage with community members and stakeholders at events, workshops, trainings, and site visits to promote sustainable waste management practices.

EQUITY IMPACT

This position will strengthen Zero Waste Marin’s ability to reach and support all communities, including those that have historically faced barriers to waste-related services. By expanding multilingual, culturally responsive outreach and providing tailored technical assistance to small businesses and underserved neighborhoods, the Program Coordinator will help ensure that the benefits of waste reduction, recycling, hazardous waste safety, and SB 1383 compliance are accessible across Marin County.

FISCAL IMPACT

There is no additional fiscal impact associated with this action. Funding for this position was approved for FY 2026/2027 during the June 2, 2026, budget review and approval.

RECOMMENDATION

Adopt a motion to authorize the Executive Director to work with the County to add one Full-Time Equivalent Program Coordinator position funded by the JPA budget approved June 2, 2026.

ATTACHEMENT

1. County of Marin - Class Specification Program Coordinator

Zero Waste Marin, 1600 Los Gamos Drive, Suite 210, San Rafael, CA 94903
<https://zerowastemarin.org/>



**MARIN COUNTY HAZARDOUS AND SOLID WASTE
MANAGEMENT JOINT POWERS AUTHORITY**

Belvedere Corte Madera County of Marin Fairfax Larkspur
Mill Valley Novato Ross San Anselmo San Rafael Sausalito Tiburon

Board Chair: Please confirm the vote on this item by reading the following items out loud after the vote.


Motion (First) _____ Second _____

Ayes _____

Noes _____

Abstentions _____

Absent _____



County of Marin Program Coordinator

CLASS CODE	0426	SALARY	\$41.28 - \$49.16 Hourly \$3,096.00 - \$3,687.00 Biweekly \$6,708.00 - \$7,988.50 Monthly \$80,496.00 - \$95,862.00 Annually
BARGAINING UNIT	PUB SVS	ESTABLISHED DATE	October 01, 2012
REVISION DATE	January 26, 2016		

DEFINITION

Under general direction, plans and coordinates activities and functions of a small, specifically defined program, a composite of programs, or support elements; and performs related work as assigned.

CLASS CHARACTERISTICS

This journey level class is responsible for coordinating the daily operations of a small program, ensuring that goals and objectives are met in accordance with established policies, timeframes and funding limitations; providing liaison with the public, community groups, and other departments; and developing information

materials for dissemination to the public. This position has various reporting relationships and may supervise temporary staff/volunteers depending on assignment.

This classification is distinguished from the Senior Program Coordinator due to the latter's responsibility for complex programs with broader scope and/or larger target populations, multiple stakeholders requiring skill in consensus building, and higher consequence of error that could result in loss of state or federal funding and community services.

EXAMPLES OF DUTIES (ILLUSTRATIVE ONLY)

Note: The following duties are performed by employees in this classification; however, employees may perform related duties at an equivalent level. Each individual in the classification does not necessarily perform all duties listed.

- Plans, organizes and coordinates programs geared towards a target population; develops new services based on need; develops program work plans in accordance with specifications and funding limitations; recommends program activities, objectives and providers for management approval; monitors expenditures.
- Evaluates and addresses program participants' needs, requests and concerns regarding program services; provides referrals and coordinates services for participants.
- Works with department staff, community based organizations and other stakeholders to develop and promote the program and related services; coordinates activities and provides counsel as necessary to ensure optimum efficiency and compliance with appropriate policies and procedures.
- Prepares correspondence, handouts and other written materials for distribution.
- Prepares reports on program activities, progress and other information for management and external agencies.
- Evaluates program effectiveness to improve methods and outcomes; recommends and takes appropriate action.
- May prepare or assist in preparing proposals for funding and/or funding continuation from external sponsors.

- Reviews, interprets and applies changes in legislation for assigned program.
- May provide direction and training to volunteers and project staff.
- Performs other related duties as assigned.

MINIMUM QUALIFICATIONS AND CERTIFICATIONS & LICENSES

The equivalent to graduation from an accredited college with an Associate's degree in a field closely related to the assigned program(s) and two years of experience providing community, educational, rehabilitative or counseling services including responsibility for planning and implementing programs and coordinating with community resources. Additional related experience may substitute for the education on a year for year basis.

KNOWLEDGE OF

- Principles of program planning, reporting and evaluation.
- Policies and procedures related to assigned program.
- Community resources for the provision of social services, education and related services.
- Statistical data collection methods, analysis and techniques.
- Computer applications related to the work.

ABILITY TO

- Plan and coordinate program; initiate, plan and coordinate program objectives.
- Persuade and motivate people while demonstrating interpersonal and cultural sensitivity.
- Integrate the services of volunteers with established department programs and activities.
- Establish and maintain effective working relationships with program participants, staff, volunteers, and community groups from a variety of social, cultural and economic backgrounds.
- Evaluate the skill and abilities of volunteers.
- Develop and monitor program performance measurements.
- Communicate effectively both orally and in writing.

SPECIAL REQUIREMENTS

Incumbents assigned to the Sheriff's Office may be required to successfully pass background investigations and/or additional examinations.

STAFF REPORT – ITEM 11

TO JPA Board of Directors
FROM Casey Fritz, Senior Planner
SUBJECT Receive Zero Waste Marin SB 1383 Process for Inspection Update
DATE June 18, 2026

Zero Waste Marin (ZWM) has developed an enforcement implementation plan for SB 1383 in coordination with its member agencies and waste haulers. This enforcement implementation plan includes data review, on-site visits, enforcement letters, and clear next steps on compliance for affected sites. This process is designed to prioritize education and corrective action before enforcement.

ZWM utilizes SMART1383 as the primary tool to review and track compliance data related to organics service. Data is regularly reviewed in coordination with haulers to confirm accuracy and to identify generators that may require additional outreach or follow-up.

As part of the inspection process, ZWM:

- Reviews data in SMART1383 to identify potential compliance issues
- Coordinates with haulers to validate findings and gather additional context
- Reviews prior communication, including education and outreach efforts
- Evaluates any approved waivers or exemptions (for example, physical space or de minimis)
- Prioritizes inspections beginning with larger generators and those with higher potential impact

In cases where repeated outreach, education, and Notices of Violation have not resulted in compliance, escalation to formal enforcement may be necessary. Enforcement is considered the final step in the compliance process and is only pursued when all other reasonable efforts have been exhausted.

The attached Program Description for the Enforcement Process provides a greater level of detail regarding ZWM's approach to achieving compliance.

RECOMMENDATION

Receive oral report. Information only.

ATTACHMENTS

1. Program Description – Enforcement Process

Program Description: 1383 Enforcement Process

Overview: This document provides an overview of Zero Waste Marin's processes related to SB 1383 enforcement.

Last Updated: 5/29/2026

Before Enforcement Begins:

ZWM follows the process laid out in our enforcement flow charts, which dictate the timing and responsible party for each component. The flow charts are included at the end of this program description document.

Determining Non-Compliance

- I. For Generators with No Compost Service or Waiver**
 - a. ZWM will review SMART1383 and pull a report on commercial accounts that do not have compost service nor a waiver.
 - b. ZWM will ask the relevant waste hauler to confirm the information.
 - c. Once confirmed, ZWM will finalize the list and send it to the relevant jurisdiction to keep them in the loop.
 - d. ZWM does not currently have the staff capacity to proactively inspect every generator that receives a Warning, as this can be hundreds of generators. ZWM responds to requests for support from generators after they receive a Warning, as do the haulers.
- II. For Generators with Service Not Using Compost Service / Not Diverting**
 - a. ZWM will respond to reports from haulers, jurisdictions, or complaints indicating that a generator is not adequately using their services to prevent organics from being landfilled.
- III. For Generators Without Customer Bin Access & Signage**
 - a. ZWM staff are leading proactive technical assistance to businesses throughout Marin County; these visits are *not* inspections, rather education-focused visits. During these visits, staff provide a business with the Business Compliance Checklist and assess whether the site has color-coded bins accessible to customers with signage. If they do not have bins and signage, ZWM staff follow up with the site to provide free bins and signage.
 - b. Approximately 6 months after technical assistance has been provided, ZWM intends to follow up with a formal inspection of businesses to determine compliance after outreach was provided.
- IV. For Commercial Edible Food Generators**
 - a. ZWM will inspect, at minimum, 10 – 20% of identified commercial edible food generators per year. Compliance will be determined during the course of this visit. All inspections will be followed up with an email

Program Description: 1383 Enforcement Process

summarizing the visit and prompting next steps. Standard practice is to give them 45 days on next steps before proceeding to a Warning.

After a Generator Has Been Found Non-Compliant

This process will be the same for all types of violations, with slight changes in language to the Warning or Notice of Violation depending on the violation.

I. First Step: Warning Letter

- a. ZWM will compile Warning Letters and include the jurisdiction's seal, if approved by the jurisdiction.
- b. ZWM will mail Warning Letters that give 60 days to become compliant. Mail to the service and billing addresses, and email as an attachment if we have an email address.
- c. Log in SMART: ZWM staff will log in SMART using the following process: Under Generator → Communications tab, log the Warning as a completed task using the "Print/Letter/Mail" option. Description should state: Mailed warning letter on {date} notifying generator of {violation}. Attach the Warning Letter file as documentation.
- d. After 60 days, ZWM will confirm with haulers and using SMART1383 whether a generator has become compliant.

II. Second Step: Notice of Violation

- a. If a generator has *not* become compliant, ZWM staff will compile a Notice of Violation for that generator and notify the relevant jurisdiction.
- b. NOV letters will be mailed to the service and billing addresses and sent as an attachment in an email if we have an email address for the generator.
- c. Sent NOVs will be logged in SMART1383 under each generator.

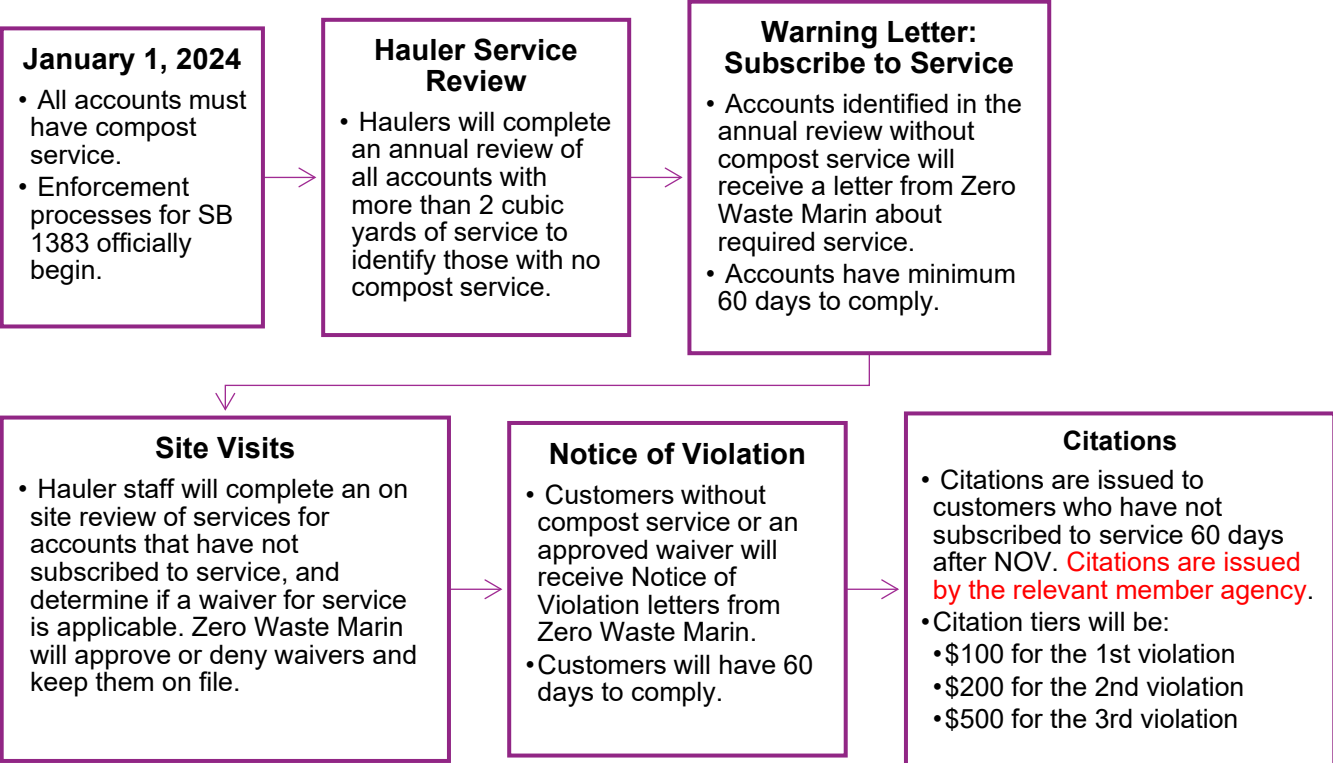
III. Citation

- a. ZWM will notify the relevant jurisdiction if a generator is still non-compliant 60 days after the Notice of Violation.
- b. At this point, the jurisdictions are the responsible party and will issue a citation.

Program Description: 1383 Enforcement Process

Compliance Monitoring: Service

The following compliance process Section 18995.4 of SB 1383 regulations and details the policy for handling customers who are not meeting the requirement to have compost service to divert organic materials such as food waste, yard waste, and paper or cardboard. The private haulers in Marin and Zero Waste Marin will follow this policy when enforcing SB 1383 service requirements.

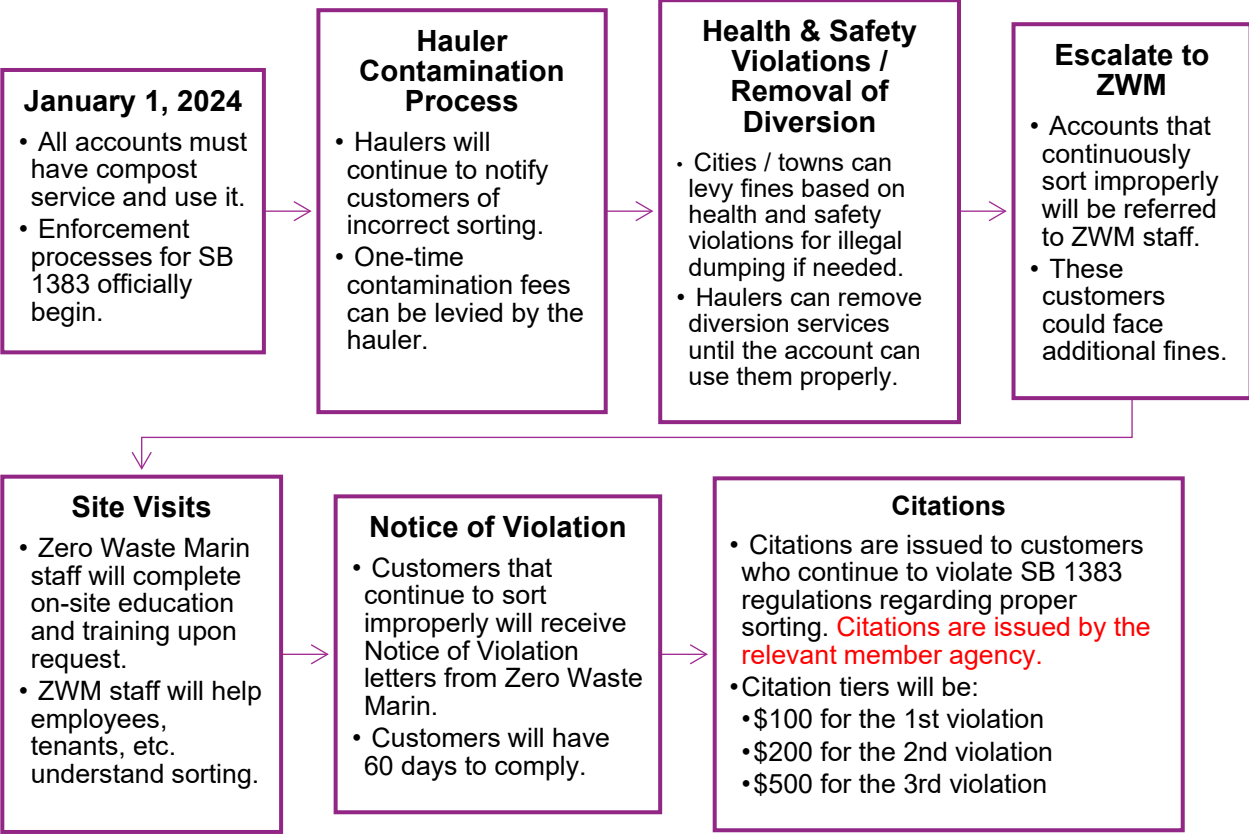


Program Description: 1383 Enforcement Process

Compliance Monitoring: Contamination & Sorting

SB 1383 requires not only that all Californians have compost service, but that they use it to ensure that no food waste, yard waste, or paper/cardboard get landfilled. Customers must utilize their compost service to keep all organic waste out of the landfill. Additionally, customers have a responsibility to ensure that the patrons, employees, and tenants of their site sort correctly.

The following process details the policy for enforcement of diversion and sorting requirements in SB 1383:



Program Description: 1383 Enforcement Process

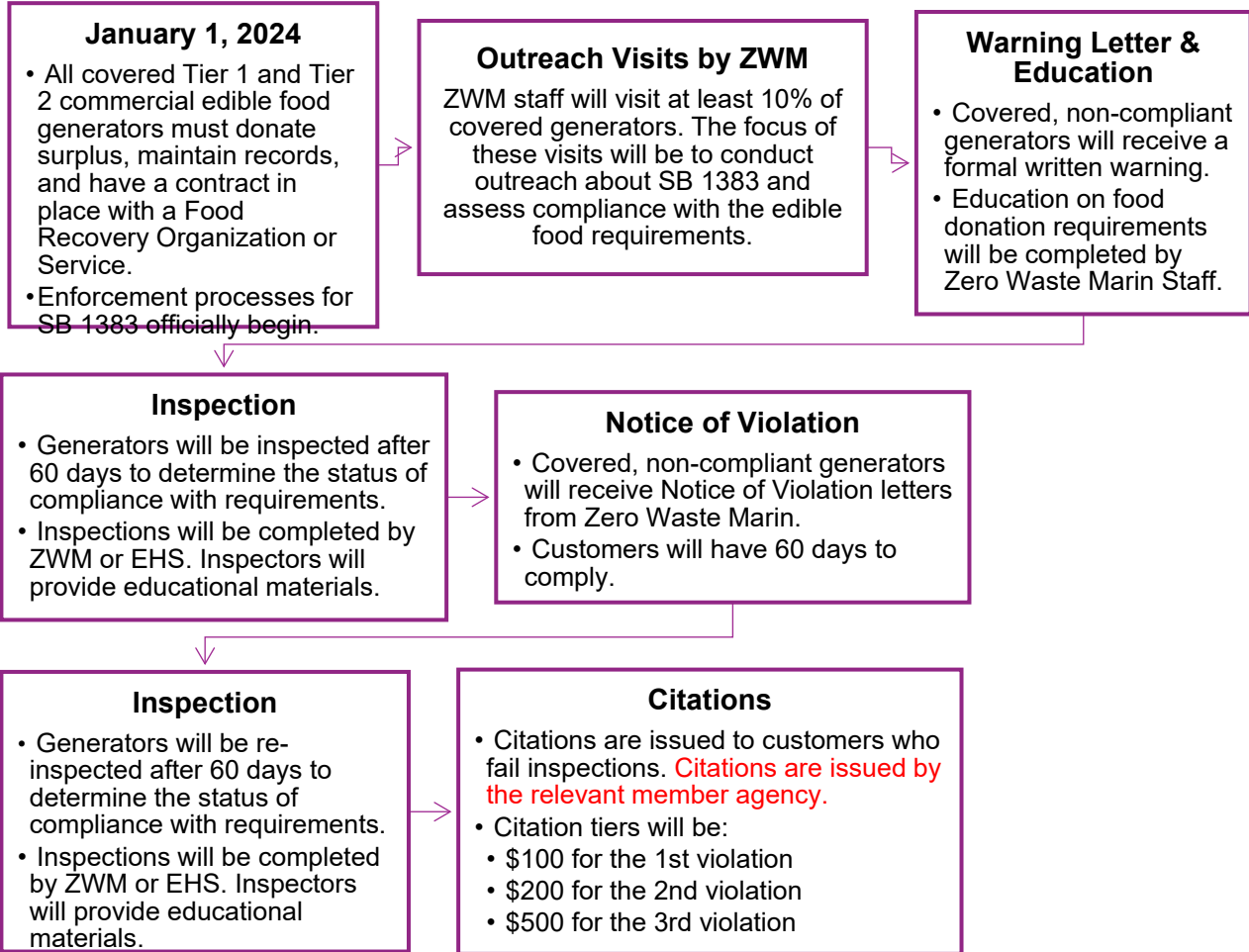
Compliance Monitoring: Commercial Edible Food Generators

All Tier 1 and Tier 2 commercial edible food generators must meet the following requirements:

- Recover the maximum amount of surplus edible food that would otherwise be disposed (as compost or landfill) to feed people,
- Have a written agreement/contract with all food recovery organizations/services that pick up or receive edible food from your business, and
- Maintain records of type, frequency and pounds of food recovered each month.

Inspection and Enforcement Process: Edible Food Donation

The following inspection and enforcement process was created per guidance in Section 18995.4 of SB 1383 regulations and details the policy for working with covered entities not completing the requirements included in the surplus edible food regulations of SB 1383. Zero Waste Marin will follow this policy when enforcing SB 1383 surplus edible food donation requirements.





MARIN COUNTY HAZARDOUS AND SOLID WASTE MANAGEMENT JOINT POWERS AUTHORITY

Belvedere Corte Madera County of Marin Fairfax Larkspur
Mill Valley Novato Ross San Anselmo San Rafael Sausalito Tiburon

STAFF REPORT – ITEM 12

TO JPA Board of Directors

FROM Kaylen Turnil, Waste Management Coordinator

SUBJECT Receive Code Enforcement Presentation from the City of San Rafael

DATE June 18, 2026

Zero Waste Marin (ZWM) began formal code enforcement actions related to SB 1383 compliance in 2025. This shift reflects the next required step in the compliance pathway and follows several years of coordinated outreach, education, and monitoring with jurisdictions and franchised haulers.

Over this period, ZWM has worked closely with member agencies and haulers to help generators meet SB 1383 requirements through:

- Comprehensive education and outreach
- Direct engagement with generators to address contamination and service issues
- Issuance of Notices of Violation (NOVs) where necessary

These efforts have enabled ZWM and its partners to track compliance and identify generators who, despite repeated outreach and support, remain out of compliance.

Moving to formal code enforcement is the final stage of the compliance process and is only initiated after all reasonable attempts to achieve voluntary compliance have been exhausted. This approach aligns with SB 1383 regulations, which emphasize education and contamination reduction before enforcement.

The City of San Rafael will provide an overview of the code enforcement approach developed to date, including the proposed framework and the key process elements still being refined. This update is intended to give the Board a clear understanding of the primary issues and challenges encountered during enforcement and the steps the City is considering to address them.

ZWM will continue working closely with jurisdictions and haulers to ensure that enforcement is implemented consistently, fairly, and in accordance with regulatory requirements.

RECOMMENDATION

Receive oral report. Information only.

STAFF REPORT – ITEM 13

TO JPA Board of Directors
FROM Kimberly Scheibly
SUBJECT Approve the Meeting Calendar for July–December 2026
DATE June 18, 2026

Background and Discussion

At the June 2 meeting, staff recommended revising the meeting dates and times to the third or fourth Tuesday of each month to improve attendance and reduce conflicts. The Board expressed a clear preference for shifting meetings to the later Tuesday of the month. Staff noted the importance of coordinating meeting dates with Board of Supervisors commitments, and after further consultation with Counsel, confirmed that the fourth Tuesday of each month is the most suitable option. Revised meeting dates and times have now been identified accordingly.

The remaining 2026 meeting dates and times recommended for approval are as follows:

- July 28, 2026, from 10:00 a.m. to 11:00 a.m.
- August 25, 2026, from 10:00 a.m. to 11:00 a.m.
- September 22, 2026, from 10:00 a.m. to 11:00 a.m.
- October 27, 2026, from 10:00 a.m. to 11:00 a.m.
- November 24, 2026, from 10:00 a.m. to 11:00 a.m.
- December 22, 2026, from 10:00 a.m. to 11:00 a.m.

Fiscal Impact

None.

Equity Impact

None.

RECOMMENDATION

Adopt a motion approving the revised remaining 2026 meeting schedule for the JPA Board.



**MARIN COUNTY HAZARDOUS AND SOLID WASTE
MANAGEMENT JOINT POWERS AUTHORITY**

Belvedere Corte Madera County of Marin Fairfax Larkspur
Mill Valley Novato Ross San Anselmo San Rafael Sausalito Tiburon

Board Chair: Please confirm the vote on this item by reading the following items out loud after the vote.

Motion (First) _____ Second _____

Ayes _____

Noes _____

Abstentions _____

Absent _____



SUGGESTED AGENDA – ITEM 14

TO JPA Board of Directors
FROM Kimberly Scheibly, Executive Director
SUBJECT Suggested Agenda Items
DATE June 18, 2026

On August 17, 2023, the Board adopted the recommendation to allocate five minutes to allow board members to provide suggested topics for upcoming Zero Waste Marin JPA board meetings.

This standing item provides members of the board the opportunity to make suggestions regarding future agenda topics for the consideration of Staff, ensuring that the needs of the Board are being addressed.

RECOMMENDATION Information Only.